

## What You Will Do: (5 MINS)

Conversation	At a <b>Level-0</b> .
Help	You can raise your hand to receive help on the...
Activities	Bellwork

# Monday BELLWORK - Week 8

10/2/17

Using a new Page in your sketchbook Let's Describe this work of art!


Describe What you see! the COLORS, LINES, SHAPES, SPACES, and TEXTURE you see.

**Title:** Inaugural Exhibit of Mexican and Chicano Art

**Artist:** Rubert Garcia

**Year Made:** 1975

Movement	None
Participation	Writing



**(Write what's in Red!)**

**W.A.P. S. Week 8**

**Monday 10-2-17**

**Unit:** Getting Started

**Project:** Design Principles

**Due:** Wednesday 10-4-17

**Essential Question :** **EQ:** How to show design principles?

**What will I learn today:**

**2.2 Demonstrate knowledge of design principles, elements, and graphic composition.**

**How I will learn it? (Agenda)**

**-Discuss Design Principles**

**-Take Notes**

**How do I know I learned it?**

When I can score at least a 3 on the scale

4	I can correctly complete this activity innovatively.
3	I can correctly complete this activity independently
2	I can correctly complete this activity using peers assistance
1	I can correctly complete this activity using teacher assistance

**How can I use it?  
in future projects.**

**Reminders:**

**- Find your Make-up work at  
katundra.com**

**-Upload Bellwork Week 7 to Artsonia by  
Friday**

## What You Will Do: (5 MINS)

Conversation	At a <b>Level-0</b> .
Help	You can raise your hand to receive help on the...
Activities	Bellwork

# Tuesday BELLWORK - Week 8

10/3/17

Using the paper in your sketchbook let's Analyze this work of art!


How did the artist organize this work of art using the Principles of Design?  
Choose 3 to explain.

**Title:** Inaugural Exhibit of Mexican and Chicano Art

**Artist:** Rubert Garcia

**Year Made:** 1975

Movement	None
Participation	Writing



**(Write what's in Red!)**

**W.A.P. S. Week 8**

**Tuesday 10-3-17**

**Unit:** Getting Started

**Project:** Design Principles

**Due:** Wednesday 10-4-17

**Essential Question :** **EQ:** How to show design principles?

**What will I learn today:**

**2.2 Demonstrate knowledge of design principles, elements, and graphic composition.**

**How I will learn it? (Agenda)**

- Define the next 4 design principles**
- Define in your own words**
- Draw an example (using google)**
- Provide additional notes**

**How do I know I learned it?**

When I can score at least a 3 on the scale

4	I can correctly complete this activity innovatively.
3	I can correctly complete this activity independently
2	I can correctly complete this activity using peers assistance
1	I can correctly complete this activity using teacher assistance

**How can I use it?  
in future projects.**

**Reminders:**

- Find your Make-up work at [katundra.com](http://katundra.com)**
- Upload Bellwork Week 7 to Artsonia by Friday**

## What You Will Do: (5 MINS)

Conversation	At a <b>Level-0</b> .
Help	You can raise your hand to receive help on the...
Activities	Bellwork

### Wednesday BELLWORK - Week 8 - 10/4/17


Compare and Contrast the 2 works of art! Tell me 3 descriptions for each 3 categories.



**Title:** Diego on My Mind

**Artist:** Frida Kahlo

**Year Made:** 1943



**Title:** Inaugural Exhibit of Mexican and Chicano Art

**Artist:** Robert Garcia

**Year Made:** 1975

Movement	None
Participation	Writing

**(Write what's in Red!)**

## **W.A.P. S. Week 8**

**Wednesday 10-4-17**

**Unit:** Getting Started

**Project:** Design Principles

**Due:** Wednesday 10-4-17

**Essential Question :** **EQ:** How to show design principles?

**What will I learn today:**

**2.2 Demonstrate knowledge of design principles, elements, and graphic composition.**

**How I will learn it? (Agenda)**

- Define the next 4 design principles**
- Define in your own words**
- Draw an example (using google)**
- Provide additional notes**

**How do I know I learned it?**

When I can score at least a 3 on the scale

4	I can correctly complete this activity innovatively.
3	I can correctly complete this activity independently
2	I can correctly complete this activity using peers assistance
1	I can correctly complete this activity using teacher assistance

**How can I use it?  
in future projects.**

**Reminders:**

- Find your Make-up work at [katundra.com](http://katundra.com)**
- Upload Bellwork Week 7 to Artsonia by Friday**



## What You Will Do: (5 MINS)

Conversation	At a <b>Level-0</b> .
Help	You can raise your hand to receive help on the...
Activities	Bellwork

### Thursday BELLWORK - Week 8 - 10/5/17

Using the paper in your sketchbook let's draw the work of art!


Start sketching the large shape and then focus on the smaller parts.

**Title:** Inaugural Exhibit of Mexican and Chicano Art

**Artist:** Rubert Garcia

**Year Made:** 1975

Movement	None
Participation	Writing



**(Write what's in Red!)**

**W.A.P. S. Week 8**

**Thursday 10-5-17**

**Unit:** Getting Started

**Project:** Getting Started with Adobe Photoshop

**Due:** Friday Oct. 20th

**Essential Question : EQ:** What are the elements in Adobe Photoshop?

**What will I learn today:**

3.1 Identify elements of the Photoshop user interface and demonstrate knowledge of their functions.

**How I will learn it? (Agenda)**

**-Watch and discuss Presentation**  
**-Start day 1 Tutorial on the link found on Katundra.com**

**How do I know I learned it?**

When I can score at least a 3 on the scale

4	I can correctly complete this activity innovatively.
3	I can correctly complete this activity independently
2	I can correctly complete this activity using peers assistance
1	I can correctly complete this activity using teacher assistance

**How can I use it?**  
**in future projects.**

**Reminders:**

**- Find your Make-up work at katundra.com**  
**-Upload Bellwork Week 7 to Artsonia by Friday**



## What You Will Do:

Conversation	Level-1
Help	Ask 3 Before Me
Activities	Computers and Materials Counter

**Using the paper in your sketchbook let's draw the work of art!**  
Start sketching the large shape and then focus on the smaller parts.

Movement	Computers and Materials Counter
Participation	Writing and Drawing
Sound	Personal Music

## What You Will Do: (5 MINS)

Conversation	At a <b>Level-0</b> .
Help	You can raise your hand to receive help on the...
Activities	Bellwork

# Friday BELLWORK - Week 8


Interpret and Judge this work of art.

What is the purpose or meaning of the artwork? What do you think about the artwork? Does the work communicate an idea, feeling, or principle that would have benefit for others? Explain. How would you rate it? (3-4 sentences)

**Title:** Inaugural Exhibit of Mexican and Chicano Art

**Artist:** Rubert Garcia

**Year Made:** 1975



Movement	None
Participation	Writing

**(Write what's in Red!)**

## **W.A.P. S. Week 8**

**Friday 10-6-17**

**Unit:** Getting Started

**Project:** Getting Started with Adobe Photoshop

**Due:** Friday Oct. 20th

**Essential Question : EQ:** What are the elements in Adobe Photoshop?

**What will I learn today:**

2.1 Demonstrate knowledge of image resolution, image size, and image file format for web, video, and print.

**How I will learn it? (Agenda)**

**-Discuss Photoshop Presentation**  
**-Start Day 2 *Change the Image Size* Tutorial, on the link found on Katundra.com**

**How do I know I learned it?**

When I can score at least a 3 on the scale

4	I can correctly complete this activity innovatively.
3	I can correctly complete this activity independently
2	I can correctly complete this activity using peers assistance
1	I can correctly complete this activity using teacher assistance

**How can I use it?**  
**in future projects.**

**Reminders:**

**- Find your Make-up work at katundra.com**  
**-Upload Bellwork Week 7 to Artsonia by Friday**

During this Activity I should Hear and See:

C ONVERSATION	0	1	2	3
H ELP	RAISE YOUR HAND	ASK YOUR NEIGHBOR	ASK 3 Peers BEFORE ME	ASK NEW STUDENT
A CTIVITIES	PRESENTATION & INSTRUCTION	INDEPENDENT WORK	PARTNER WORK	GROUP WORK
M OVEMENT	NONE	Move to Materials Counter	Move to Materials Counter & Computers	Move Around The Tables
P ARTICIPATION	RAISE YOUR HANDS	DRAWING, WRITING & READING	SPEAKING	DISCUSSING
S OUND	No Music	Personal Music	Class Choice Music	Mrs. Stewart Music

## Reflection

### What You Will Do: (5 MINS)

Conversation	At a Level-0.
Help	You can raise your hand to receive help on the...
Activities	Reflection
<p>On your Weekly Art Participation Sheet</p> <p>Under the Reflection Section</p> <p><b>Tell me what you learned in details using a complete sentence.</b></p>	
Movement	None
Participation	Writing

## Clean-Up

### What You Will Do: (3 MINS)

Conversation At a Level-1.

Help You can raise your hand to receive help on the...

Activities Clean-Up Time

ARTISTS DUTIES	
1	ART ADVISOR
2	MATERIALS MANAGER
3	SKETCHBOOK SUPERVISOR
4	WASTE WATCHDOG

Movement Moving around the tables

Participation Cleaning



# Class Reflection

Did you follow CHAMP during...

Class Rubric	“-” Needs Improvement	“+” Excellent
1. Entry & BW		
2. Instruction		
3. Activity		
4. Weekly Reflection		
5. Clean-up		

E=All +'s, S=3 or 4 +'s, N=0-2+'s

Does the class deserve an E, S, or N?