

What You Will Do: (5 MINS)

Conversation	At a Level-0 .
Help	You can raise your hand to receive help on the...
Activities	Bellwork

Monday BELLWORK - Week 1 q2

10/16/17

Using a new Page in your sketchbook Let's Describe this work of art!

Describe What you see! the COLORS, LINES, SHAPES, SPACES, and TEXTURE you see.

Title: The Wounded Deer

Artist: Frida Kahlo

Year Made: 1946



Movement	None
Participation	Writing

(Write what's in Red!)

W.A.P. S. Week 1 q2

Monday 10-16-17

Unit: Sketchbook Prompt
(Mrs. Daly is out)

Essential Question : **EQ:** How do artist
use imagination to create?

What will I learn today:

Create imaginative works to include
background knowledge or information
from other subjects. VA.68.H.3.3

How I will learn it? (Agenda)

**-Choose a prompt from the 100
Sketchbook Prompts located in the
Art Binder at your table**

**-Draw the prompt and add color
using the 8.5x11 paper on the
Materials Counter**

How do I know I learned it?

If you can show me the following at an independent level:

- 1.Theme from the Prompt 4 3 2 1
2. Principle of Design 4 3 2 1
3. Following Directions 4 3 2 1
4. Craftsmanship 4 3 2 1

- 4 A - Above Expectations
- 3 B - Met Expectations
- 2 C - Approaching Expectations
- 1 D - Below Expectations
- 0 F - Didn't Meet Expectations

What do I need? (materials)

- Pencil
- 8.5 x 11 Paper (materials counter)
- Colored Pencils (materials counter)

Reminders:

- Be on your best behavior
- If the Sub leave names for negative
behavior, you will have an after school
detention
 - If for positive, then an award

What You Will Do:

Conversation	Level-1
Help	Ask 3 Before Me
Activities	Materials Counter

What will I learn today:

Create imaginative works to include background knowledge or information from other subjects. VA.68.H.3.3

How I will learn it? (Agenda)

-Choose a prompt from the 100 Sketchbook Prompts located in the Art Binder at your table

-Draw the prompt and add color using the 8.5x11 paper on the Materials Counter

How do I know I learned it?

If you can show me the following at an independent level:

- 1.Theme from the Prompt 4 3 2 1
2. Principle of Design 4 3 2 1
3. Following Directions 4 3 2 1
4. Craftsmanship 4 3 2 1

4 A - Above Expectations

3 B - Met Expectations

2 C - Approaching Expectations

1 D - Below Expectations

Movement	Materials Counter
Participation	Drawing
Sound	None

What You Will Do: (5 MINS)

Conversation	At a Level-0 .
Help	You can raise your hand to receive help on the...
Activities	Bellwork

Tuesday BELLWORK - Week 1 q2

10/17/17


Using the paper in your sketchbook let's Analyze this work of art!

How did the artist organize this work of art using the Principles of Design?
Choose 3 to explain.

Title: The Wounded Deer

Artist: Frida Kahlo

Year Made: 1946



Movement	None
Participation	Writing

(Write what's in Red!)

W.A.P. S. Week 1 q2

Tuesday 10-17-17

Unit: Surrealism

Lesson: Unique Creatures

Due: Friday 10-20-17

Essential Question : **EQ:** What is Surrealism?

What will I learn today:

Create imaginative works to include background knowledge or information from other subjects. VA.68.H.3.3

How I will learn it? (Agenda)

-Watch Surrealism Video

-Take KWL Notes

-Draw 3 existing animals to create a completely new creature add color using the 8.5x11 paper on the Materials Counter

How do I know I learned it?

If you can show me the following at an independent level:

1.Theme from the Prompt 4 3 2 1

2. Principle of Design 4 3 2 1

3. Following Directions 4 3 2 1

4. Craftsmanship 4 3 2 1

4 A - Above Expectations

3 B - Met Expectations

2 C - Approaching Expectations

1 D - Below Expectations

What do I need? (materials)

-Pencil

-8.5 x 11 Paper (materials counter)

-Colored Pencils (materials counter)

Reminders:

-Upload Bellwork wk 9


Name _____ Date _____

KWL Chart

Before you begin your research, list details in the first two columns. Fill in the last column after completing your research.

Topic _____		
What I Know	What I Want to Know	What I Learned

What is Surrealism?





Paula Anttila

April 28, 2011

Thursday 4:55 pm 14



What You Will Do:

Conversation	Level-1
Help	Ask 3 Before Me
Activities	Materials Counter

What will I learn today:

Create imaginative works to include background knowledge or information from other subjects. VA.68.H.3.3

How I will learn it? (Agenda)

-Choose a prompt from the 100 Sketchbook Prompts located in the Art Binder at your table

-Draw the prompt and add color using the 8.5x11 paper on the Materials Counter

How do I know I learned it?

If you can show me the following at an independent level:

- 1.Theme from the Prompt 4 3 2 1
2. Principle of Design 4 3 2 1
3. Following Directions 4 3 2 1
4. Craftsmanship 4 3 2 1

4 A - Above Expectations

3 B - Met Expectations

2 C - Approaching Expectations

1 D - Below Expectations

Movement	Materials Counter
Participation	Drawing
Sound	None

What You Will Do: (5 MINS)

Conversation	At a Level-0 .
Help	You can raise your hand to receive help on the...
Activities	Bellwork

Wednesday BELLWORK - Week 1 q2 - 10/17/17

Compare and Contrast the 2 works of art! Tell me 3 descriptions for each 3 categories.

Title: Growth

Artist: JR Slattum

Year Made: 2015



Title: The Wounded Deer

Artist: Frida Kahlo

Year Made: 1946

Movement	None
Participation	Writing

(Write what's in Red!)

W.A.P. S. Week 1 q2

Wednesday 10-18-17

Unit: Surrealism

Lesson: Unique Creatures

Due: Friday 10-20-17

Essential Question: **EQ:** What is Surrealism?

What will I learn today:

Create imaginative works to include background knowledge or information from other subjects. VA.68.H.3.3

How I will learn it? (Agenda)

-Draw 3 existing animals to create a completely new creature add color using the 8.5x11 paper on the Materials Counter Day 1/3

How do I know I learned it?

If you can show me the following at an independent level:

1.Theme from the Prompt 4 3 2 1

2. Principle of Design 4 3 2 1

3. Following Directions 4 3 2 1

4. Craftsmanship 4 3 2 1

4 A - Above Expectations

3 B - Met Expectations

2 C - Approaching Expectations

1 D - Below Expectations

What do I need? (materials)

-Pencil

-8.5 x 11 Paper (materials counter)

-Colored Pencils (materials counter)

Reminders:

-Upload the following

-Stewart_Short Project 10/16/17

-Bellwork wk 9 by Thursday





What does a "4" Look Like – HIGHLY EFFECTIVE Artwork

NYS Learning Standards #1: Creating – student understands how to express their ideas in artwork. #2: Use of Materials: student uses art materials appropriately for their purposes and intent.

COLOR: Primary, Secondary and intermediate Colors, tints and shading. Excellent coloring skills.

TEXTURE: 5 or more textures. How something looks like it feels

VALUE: Lights and darks of a color, different greens, reds, etc.

SPACE: Overlapping, things smaller in background, middle ground area, large objects in foreground

LINE: 5 or more line designs: wavy, curve, straight, zig zag, loopy, horizontal, vertical, etc.

SHAPE: 5 or more Geometric and Organic shapes (each)



What does a "3" Look Like – EFFECTIVE Artwork

NYS Learning Standards #1: Creating – student understands how to express their ideas in artwork. #2: Use of Materials: student uses art materials appropriately for their purposes and intent.

COLOR: Primary & Secondary Colors, no tints or shading

TEXTURE: Less than 5 textures. How something looks like it feels

VALUE: one value of color. No lights or darks of a color.

SPACE: Overlapping, but limited sense of Space.

LINE: less than 5 line designs: (see above list).

SHAPE: less than 5 Geometric and Organic shapes (each)



What does a "2" Look Like – DEVELOPING Artwork

NYS Learning Standards #1: Creating – student understands how to express their ideas in artwork. #2: Use of Materials: student uses art materials appropriately for their purposes and intent.

COLOR: Basic coloring skills, no tints and or shading. Little originality/creativity use of color


TEXTURE: no texture : How something looks like it feels

VALUE: one value of color. No lights or darks of a color.

SPACE: no overlapping of objects, and limited sense of Space.

LINE: less than 5 line designs: (see above list).

SHAPE: Basic Geometric and Organic shapes, (circle, triangle, rectangle, square)



What does a "1" Look Like – INEFFECTIVE Artwork

NYS Learning Standards #1: Creating – student understands how to express their ideas in artwork. #2: Use of Materials: student uses art materials appropriately for their purposes and intent.

COLOR: weak coloring skills. Shapes not colored in. Little originality/creativity use of color

TEXTURE: no texture : How something looks like it feels

VALUE: one value of color. No lights or darks of a color.

SPACE: no overlapping of objects. All Objects on the same line of space.

LINE: less than 5 line designs: (see above list).

SHAPE: Basic Geometric and Organic shapes, (circle, triangle, rectangle, square)

What You Will Do: (5 MINS)

Conversation	At a Level-0.
Help	You can raise your hand to receive help on the...
Activities	Bellwork

Thursday BELLWORK - Week 1 - 10/19/17

Using the paper in your sketchbook let's draw the work of art!

Start sketching the large shape and then focus on the smaller parts.



Title: The Wounded Deer

Artist: Frida Kahlo

Year Made: 1946

Movement	None
Participation	Writing

(Write what's in Red!)

W.A.P. S. Week 1 q2

Thursday 10-19-17

Unit: Surrealism

Lesson: Unique Creatures

Due: Friday 10-20-17

Essential Question: **EQ:** What is Surrealism?

What will I learn today:

Create imaginative works to include background knowledge or information from other subjects. VA.68.H.3.3

How I will learn it? (Agenda)

-Draw 3 existing animals to create a completely new creature add color using the 8.5x11 paper on the Materials Counter Day 2/3

How do I know I learned it?

If you can score at least a 3 by the due date for following:

1.Theme from the Prompt 4 3 2 1

2. Principle of Design 4 3 2 1

3. Following Directions 4 3 2 1

4. Craftsmanship 4 3 2 1

4 A - Above Expectations

3 B - Met Expectations

2 C - Approaching Expectations

1 D - Below Expectations

What do I need? (materials)

-Pencil

-8.5 x 11 Paper (materials counter)

-Colored Pencils (materials counter)

Reminders:

-Upload the following

-Stewart_Short Project 10/16/17

-Bellwork wk 9 by Thursday

(Write what's in Red!)

W.A.P. S. Week 1 q2

Thursday 10-19-17

Unit: Sketchbook Prompt
(Mrs. Daly is out)

Essential Question : **EQ:** How do artist
use imagination to create?

What will I learn today:

Create imaginative works to include
background knowledge or information
from other subjects. VA.68.H.3.3

How I will learn it? (Agenda)

**-Choose a prompt from the 100
Sketchbook Prompts located in the
Art Binder at your table**

**-Draw the prompt and add color
using the 8.5x11 paper on the
Materials Counter**

How do I know I learned it?

If you can show me the following at an independent level:

1. Theme from the Prompt 4 3 2 1
2. Principle of Design 4 3 2 1
3. Following Directions 4 3 2 1
4. Craftsmanship 4 3 2 1

- 4 A - Above Expectations
- 3 B - Met Expectations
- 2 C - Approaching Expectations
- 1 D - Below Expectations
- 0 F - Didn't Meet Expectations

What do I need? (materials)

- Pencil
- 8.5 x 11 Paper (materials counter)
- Colored Pencils (materials counter)

Reminders:

- Be on your best behavior
- If the Sub leave names for negative
behavior, you will have an after school
detention
 - If for positive, then an award

What You Will Do:

Conversation	Level-1
Help	Ask 3 Before Me
Activities	Independently working on Illustrating Letters

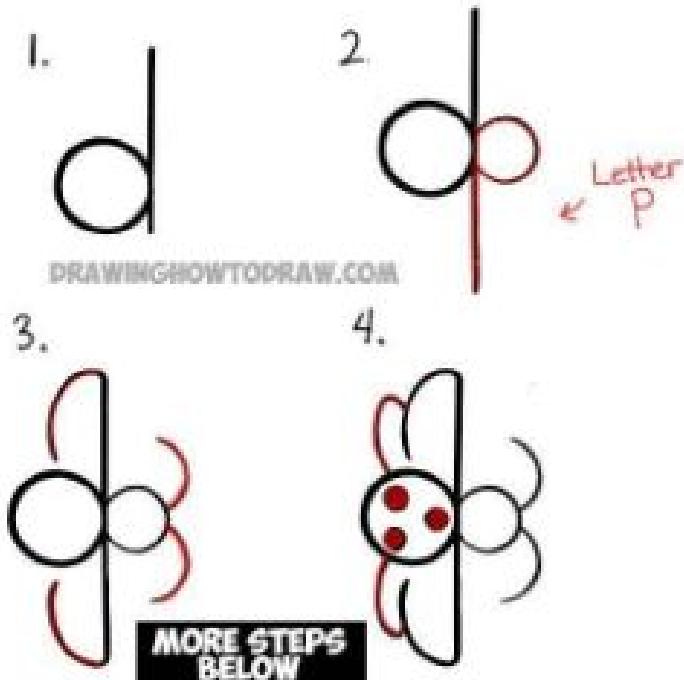
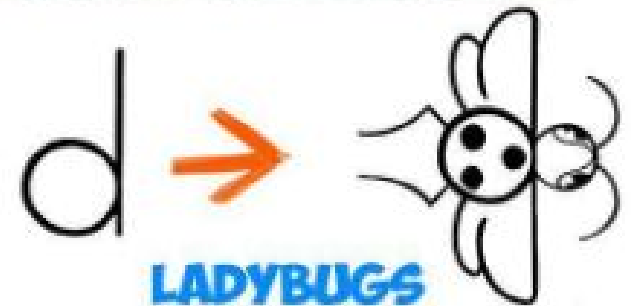
Directions:

Draw animals, insects and fishes using lower cases letters.

1. Start from the letter a and move on the next letter of the alphabet.
2. Using regular copy paper, fold it in 4.
3. Each paper will have 8 letters total, 4 in the front and 4 in the back
4. No coloring but make sure you have details.
5. Turn in your drawings to the Sub at the end of the period.

Movement	Materials Counter
Participation	Drawing
Sound	None

LOWERCASE LETTER D



What You Will Do:

Conversation	Level-1
Help	Ask 3 Before Me
Activities	Materials Counter

Folder Check Rubric

Name: _____ Grader's Name: _____ Date: _____ Per: _____



	0-None	1-Below	2 -Approaching	3-Met	4-Above
Folder Organization Student has folder with prongs & dividers	0	15	18		25
Class Procedures Student has 2 worksheets of the classroom procedures completed, located in the front of folder.	0	15	18	21	25
Weekly Art Participation Sheet (W.A.P.S) Student has 5 weeks of W.A.P.S. behind labeled divider.	0	60	75	85	100
Project Notes Student has project notes behind the labeled divider.	0	15	18	21	25
Project Reflection Student has artist statement and art critique comments.	0	15	18	21	25
Total Score (200)					

Movement	Materials Counter
Participation	Drawing
Sound	None

What You Will Do: (5 MINS)

Conversation	At a Level-0.
Help	You can raise your hand to receive help on the...
Activities	Bellwork

Friday BELLWORK - Week 1 q2

10/20/17

Interpret and Judge this work of art.
What is the purpose or meaning of the artwork? What do you think about the artwork? Does the work communicate an idea, feeling, or principle that would have benefit for others? Explain. How would you rate it? (3-4 sentences)



Title: The Wounded Deer

Artist: Frida Kahlo

Year Made: 1946

Movement	None
Participation	Writing

(Write what's in Red!)

W.A.P. S. Week 1 q2

Friday 10-20-17

Unit: Surrealism

Lesson: Unique Creatures

Due: Friday 10-20-17

Essential Question: **EQ:** What is Surrealism?

What will I learn today:

Create imaginative works to include background knowledge or information from other subjects. VA.68.H.3.3

How I will learn it? (Agenda)

-Grade BW Wk 9

**-Draw 3 existing animals to create a completely new creature add color
Day 3/3**

-Upload your artwork to Artsonia in the last 5 mins of your activity time

How do I know I learned it?

If you can score at least a 3 by the due date for following:

1.Theme from the Prompt 4 3 2 1

2. Principle of Design 4 3 2 1

3. Following Directions 4 3 2 1

4. Craftsmanship 4 3 2 1

4 A - Above Expectations

3 B - Met Expectations

2 C - Approaching Expectations

1 D - Below Expectations

What do I need? (materials)

-Pencil

-8.5 x 11 Paper (materials counter)

-Colored Pencils (materials counter)

Reminders:

-Upload the following

-Stewart_Short Project 10/16/17

-Bellwork wk 9 by Thursday

20 mins During this Activity I should Hear and See:

CONVERSATION	0	1	2	3
HELP	RAISE YOUR HAND	ASK YOUR NEIGHBOR	ASK 3 Peers BEFORE ME	ASK NEW STUDENT
ACTIVITIES	PRESENTATION & INSTRUCTION	INDEPENDENT WORK	PARTNER WORK	GROUP WORK
MOVEMENT	NONE	Move to Materials Counter	Move to Materials Counter & Computers	Move Around The Tables
PARTICIPATION	RAISE YOUR HANDS	DRAWING, WRITING & READING	SPEAKING	DISCUSSING
SOUND	No Music	Personal Music	Class Choice Music	Mrs. Stewart Music

What You Will Do: (5 MINS)- Reflection

Conversation	At a Level-0.
Help	You can raise your hand to receive help on the...
Activities	Reflection

1st
On your Weekly Art
Participation Sheet
Under the Reflection
Section
**Tell me what you did
in details using a
complete sentence**

2nd
Where do you stand with
meeting the standard for
today:
4 A - Above Expectations
3 B - Met Expectations
2 C - Approaching Expectations
1 D - Below Expectations
0 F - Didn't Meet Expectations

Movement	None
Participation	Writing

Clean-Up

What You Will Do: (3 MINS)

Conversation At a Level-1.

Help You can raise your hand to receive help on the...

Activities Clean-Up Time

ARTISTS DUTIES	
3	ART ADVISOR
4	MATERIALS MANAGER
1	SKETCHBOOK SUPERVISOR
2	WASTE WATCHDOG

Movement Moving around the tables

Participation Cleaning

Class Reflection

Did you follow CHAMP during...

Class Rubric	“-” Needs Improvement	“+” Excellent
1. Entry & BW		
2. Instruction		
3. Activity		
4. Weekly Reflection		
5. Clean-up		

E=All +'s, S=3 or 4 +'s, N=0-2+'s

Does the class deserve an E, S, or N?

Reflection

What You Will Do: (5 MINS)

Conversation	At a Level-0.
Help	You can raise your hand to receive help on the...
Activities	Reflection
<p>On your Weekly Art Participation Sheet</p> <p>Under the Reflection Section</p> <p>Tell me what you learned in details using a complete sentence.</p>	
Movement	None
Participation	Writing