

Design Journal Week 5


Due 11-19-21

Visual Exploration of an Artist

Directions:

Using the first 10 mins of class everyday this week, complete the following task:

Create a visual exploration of an artist in your sketchbook using the following items:



- Find a 21c artist whose work speaks to you and explain why. (You can use the Artist Sheet I gave you)
- Find 2 samples of figure/ground relationship, color harmonies, transparency, opacity, etc. in different works of art.
- Select 1 artwork and write:
 - List 10 adjectives that describe the piece.
 - Explain the social, political, or economic agenda in this piece.
 - How does the artist achieve synthesis or integration?

What is figure/ground relationship?



The bright objects and the pale background

The bright objects (figure) are the positive space and contrast with the pale negative space (ground).

Composition VII by Wassily Kandinsky, 1926

Friday 11-12-21

W.A.P.S Week 5 q2

What skill(s) will I focus on:

Course Skill 2: Making Through Practice, Experimentation, and Revision-

2.A Formulate questions that guide a sustained investigation through art.

2.B Conduct a sustained investigation through art and design that demonstrates practice, experimentation, and revision guided by questions.

2.C Make works of art and design that demonstrate synthesis of materials, processes, and ideas.

2.D Make works of art and design that demonstrate 2D or drawing skills.

(Agenda)

- Bellwork 10 mins of Design Journal
- Discuss Figure/Ground relationship
- Make Through Practice, Experimentation, and Revision the 3rd Project Day 9
- Upload your final for full credit by midnight Sunday.

How do I know I learned it?

If you have the following:

Rubric for today:

- 3 - Visual evidence of practice, experimentation, and revision demonstrates development of the sustained investigation
- 2 -Refer to AP Rubric
- 1 - Refer to AP Rubric

Reminders:

Art Club Meeting 2-3 pm on Tuesdays

Find make-up work at

katundra.com>classroom>AP>the date you need

Upload it at Artsonia

You Have 3 mins to Upload Your Work to Artsonia

1. Either Download the Artsonia App on your phone or Use the Web Browser and type in Artsonia.com
2. Click on ARTIST
3. Type in the Access Code **TPKF-ZSSZ**
4. Click on All Students
5. Enter Your Name
6. Add Art
7. Select the name of the assignment: **Project 3-Final**
8. Take a Picture
9. Crop the image if needed
10. Title the work
11. Type the Artist Statement
12. Submit to Teacher


1st Week of Design Process

Directions:

Let's get ready for the 3rd project by completing the following tasks for homework. Due Monday Nov. 1st.



- ❑ **Mindmap** 25 pts - What question or questions you want to investigate?
- ❑ **Thumbnail sketches** 25 pts - At least 6 different sketches-Show different viewpoints and play with cropping
- ❑ **Final Sketch** 50 pts - Using the full page in your sketchbook
- ❑ **List of Materials** 25 pts- Show some marks on your page of the medium or media. I want to see that you're experimenting.
- ❑ **Artist Statement** 25 pts - Complete the following statements under the *Artist Statement* section in Artsonia.



Submit the above images to Artsonia under: [Project 3-Inquiry and Investigation](#) You will upload multiple times under the same Artsonia submission window.

AP Folder Resources

☐ **Course Skills Checklist**

These are the skills you should be practicing in the course according to AP College Board.

☐ **AP Project Rubric w/Terminology (on the back)**

This is the same rubric that will be used to score your Sustained Investigation.

☐ **Guiding Students Inquiry in Developing a Sustained Investigation**

Questions to help your thinking through many different connections to your concept.

☐ **Sentence Frames**

This will help you explain your process.

☐ **2D Art and Design Skills for 3 Projects**

These are skills you need to include in your art and writing.

☐ **Artists Late 20th and 21st Century**

Check out other artists for inspiration.

☐ **Sustained Investigation Checklist for 3 Projects**

This is a checklist to make sure you have everything that is going to be scored in writing as well as your art.

AP Course Skills

Course Skill 1: (Week 1)

Inquiry and Investigation-Investigate materials, processes, and ideas.

Course Skill 2 : (Week 2-3)

Making Through Practice, Experimentation, and Revision

Course Skill 3: (Week 4)

Communication and Reflection

AP Framework for the Course

Project Process:

Week 1: Develop Ideas-

Deliveries: Mindmap, Thumbnail sketches, Final Sketch with Materials you want to use

Week 2: Start Project -

(In-Progress Critique-Share Ideas and Sketches Get Feedback from Peers)

Week 3: Continue and Complete Project

Week 4: Reflect and Present

Course Deadlines

Quarter 1- 2 completed pieces

- 1st project - Due 10/1
- 2nd project - Due 10/15

Quarter 2 - 2 Completed- 4 weeks per piece

- 3rd Project- Due 11/12
- Class Critique week of Dec. 15th
- 4th Project- Due 12/17
- Class Critique week of Jan. 4th

If you complete more than the expected amount that is better for you

May 6th Due Date for Portfolio

Bi-Weekly Conference Schedule

Group 1 - Monday:

1. Arias, Noelia Gene
2. Bass, Cadence Sienna
3. Bowen, Cameron Ann
4. Carr, Angelique Kitana
5. Castro, Jason

Group 3-Wednesday :

1. Dell'Arciprete, Mekayla
2. Diaz, Amanda
3. Elmoulakate, Jomarie
4. Hernandez, Emily
5. Huffman, Brayden

Group 4 - Friday:

1. Salcedo, Emely
2. Steadman, Nicole
3. Torres Velazquez, Kimberly
4. Vazquez Gonzalez, Nelianys

Group 2-Tuesday :

1. Collier, Danica Renee
2. Colmenares, Briant Omar
3. Costa, Thiago Ander Cheguri
4. Delgado, Mia Alexandra

Group 4 - Thursday:

1. Mercer, Brooke Mariah
2. Ortiz Valentin, Dayanie
3. Rico, Viktor
4. Romero Oropeza, Valeria
5. Morales De Leon, Joicemara

Bi-Weekly Critique Schedule

Monday:

1. Arias, Noelia Gene
2. Bass, Cadence Sienna
3. Bowen, Cameron Ann
4. Carr, Angelique Kitana
5. Castro, Jason

Wednesday :

1. Dell'Arciprete, Mekayla
2. Diaz, Amanda
3. Elmoulakate, Jomarie
4. Hernandez, Emily
5. Huffman, Brayden

Friday:

1. Salcedo, Emely
2. Steadman, Nicole
3. Torres Velazquez, Kimberly
4. Vazquez Gonzalez, Nelianys

Tuesday :

1. Collier, Danica Renee
2. Colmenares, Briant Omar
3. Costa, Thiago Ander Cheguri
4. Delgado, Mia Alexandra


Thursday:

1. Mercer, Brooke Mariah
2. Ortiz Valentin, Dayanie
3. Rico, Viktor
4. Romero Oropeza, Valeria
5. Morales De Leon, Joicemara

Clean-Up

What You Will Do: (3 MINS)

Conversation	At a Level-1.
Help	Ask 3 Before Me
Activities	Clean-Up Time



ARTISTS DUTIES

1	ART ADVISOR
2	MATERIALS MANAGER
3	SKETCHBOOK SUPERVISOR
4	WASTE WATCHDOG

Cleaning Checklist

- ☐ Sketchbook Holder for the next period is out
- ☐ Material's Bin is in the center of the table with the materials in it.
- ☐ Binders placed under the Material's Bin
- ☐ Trash and loose paper should be in the garbage

Movement	Moving around the tables
Participation	Cleaning