


# Example



## What You Will Do: (5 MINS)

Conversation	At a Level-0.
Help	You can raise your hand to receive help on the...
Activities	Bellwork

# Monday BELLWORK - Week 9 q2

12/11/17

### Prediction in Art:

Using what you know from looking at the image, make a guess of what will/could happen next and draw it. Be creative!

#### Day: 1

Title: The Sunflower

Artist: Edward Steichen



**Draw what will/could happen next**

Movement	None
Participation	Drawing

**(Write what's in Red!)**

**W.A.P. S. Week 9 q2**

**Monday 12-11-17**

**Unit:** Shape

**Project:** Shapes in the Hand

**Due:** Friday 12-15-17

**Essential Question :** **EQ:** How can color enhance art?

**What will I learn today:** Evaluate artwork objectively during group assessment to determine areas for refinement. VA.68.C.2.2

**How I will learn it? (Agenda)**

**-Grade BW Wk 7 (7th per)**

**-Continue creating a design in the background that represent your word or name and Lee**

**-Add color, not on the hands  
(Day 11/15)**

**How do I know I learned it?**

If you can score at least a 3 on the scale for the following

**Theme: Lee MS**

Student **fills** the space and shows **good** evidence of the theme.

**Technique: Drawing Hands Using Shapes**

Student **Fills** the space and shows **good** evidence of a technique.

**Elements and Principles of Design**

Student shows **good** evidence of the Es and Ps in a good balanced design.

**Followed Directions**

Student followed directions of assignment creatively. Also, follows Art Room Rules.

**Craftsmanship**

Student's artwork appears thoughtfully planned; very neatly done; shows unity; **"Hanging Quality Work."**

4 A - Above Expectations

3 B - Met Expectations

2 C - Approaching Expectations

1 D - Below Expectations

**Reminders:**

**- Find your Make-up work at  
katundra.com**

**-Upload Stewart\_BW\_8**

## What You Will Do: (5 MINS)

Conversation	At a <b>Level-0</b> .
Help	You can raise your hand to receive help on the...
Activities	Bellwork

# Tuesday BELLWORK - Week 9 q2

12/12/17

## Continue

### Prediction in Art:

Using what you know from looking at the image, make a guess of what will/could happen next and draw it. Be creative!

### Day: 2

Title: The Sunflower

Artist: Edward Steichen



**Draw what will/could happen next**

Movement	None
Participation	Drawing

**(Write what's in Red!)**

## **W.A.P. S. Week 9 q2**

**Tuesday 12-12-17**

**Unit:** Shape

**Project:** Shapes in the Hand

**Due:** Friday 12-15-17

**Essential Question :** **EQ:** How can color enhance art?

**What will I learn today:** Evaluate artwork objectively during group assessment to determine areas for refinement. VA.68.C.2.2

**How I will learn it? (Agenda)**

- Grade BW Wk 7 (7th per)**
- Continue creating a design in the background that represent your word or name and Lee**
- Add color, not on the hands (Day 12/15)**

## **How do I know I learned it?**

If you can score at least a 3 on the scale for the following

**Theme: Lee MS**

Student **fills** the space and shows **good** evidence of the theme.

**Technique: Drawing Hands Using Shapes**

Student **Fills** the space and shows **good** evidence of a technique.

**Elements and Principles of Design**

Student shows **good** evidence of the Es and Ps in a good balanced design.

**Followed Directions**

Student followed directions of assignment creatively. Also, follows Art Room Rules.

**Craftsmanship**

Student's artwork appears thoughtfully planned; very neatly done; shows unity; **"Hanging Quality Work."**

4 A - Above Expectations

3 B - Met Expectations

2 C - Approaching Expectations

1 D - Below Expectations

## **Reminders:**

- Find your Make-up work at katundra.com**
- Upload Stewart\_BW\_8**

# What You Will Do:

Conversation	Level-1
Help	Ask 3 Before Me
Activities	Independently working on ASL Hands



## Theme: Lee MS

Student **fills** the space and shows **good** evidence of the theme.

## Technique: Hands

Student **Fills** the space and shows **good** evidence of a technique.

## Elements and Principles of Design

Student shows **good** evidence of the Es and Ps in a good balanced design.

## Followed Directions

Student followed directions of assignment creatively. Also, follows

Art Room Rules.

## Craftsmanship

Student's artwork appears thoughtfully planned; very neatly done; shows unity; **"Hanging Quality Work."**

4 A - Above Expectations

3 B - Met Expectations

2 C - Approaching Expectations

1 D - Below Expectations

Movement	Materials Counter
Participation	Drawing
Sound	Personal Music



## What You Will Do: (5 MINS)

Conversation	At a <b>Level-0</b> .
Help	You can raise your hand to receive help on the...
Activities	Bellwork

# Wednesday BELLWORK - Week 9 q2

12/13/17


## Continue

### Prediction in Art:

Using what you know from looking at the image, make a guess of what will/could happen next and draw it. Be creative!

Title: Cycle

Artist: MC Escher



**Draw what will/could happen next**

Movement	None
Participation	Drawing

**(Write what's in Red!)**

## **W.A.P. S. Week 9 q2**

**Wednesday 12-13-17**

**Unit:** Shape

**Project:** Shapes in the Hand

**Due:** Friday 12-15-17

**Essential Question:** **EQ:** How can color enhance art?

**What will I learn today:** Evaluate artwork objectively during group assessment to determine areas for refinement. VA.68.C.2.2

**How I will learn it? (Agenda)**

**-Continue creating a design in the background that represent your word or name and Lee**  
**-Add color, not on the hands**  
**(Day 13/15)**

## **How do I know I learned it?**

If you can score at least a 3 on the scale for the following

**Theme: Lee MS**

Student **fills** the space and shows **good** evidence of the theme.

**Technique: Drawing Hands Using Shapes**

Student **Fills** the space and shows **good** evidence of a technique.

**Elements and Principles of Design**

Student shows **good** evidence of the Es and Ps in a good balanced design.

**Followed Directions**

Student followed directions of assignment creatively. Also, follows Art Room Rules.

**Craftsmanship**

Student's artwork appears thoughtfully planned; very neatly done; shows unity; **"Hanging Quality Work."**

4 A - Above Expectations

3 B - Met Expectations

2 C - Approaching Expectations

1 D - Below Expectations

## **Reminders:**

**- Find your Make-up work at katundra.com**  
**-Upload Stewart\_BW\_8**



## What You Will Do: (5 MINS)

Conversation	At a Level-0.
Help	You can raise your hand to receive help on the...
Activities	Bellwork

# Thursday BELLWORK - Week 9 q2

12/14/17

### Prediction in Art:

Using what you know from looking at the image, make a guess of what will/could happen next and draw it. Be creative!



Draw what will/could happen next

Title: The Three Musicians

Artist: Pablo Picasso

Movement	None
Participation	Drawing

**(Write what's in Red!)**

## **W.A.P. S. Week 9 q2**

### **Thursday 12-14-17**

**Unit:** Shape

**Project:** Shapes in the Hand

**Due:** Friday 12-15-17

**Essential Question :** **EQ:** What  
visuals are supportive to your message?

**What will I learn today:** Evaluate  
artwork objectively during group  
assessment to determine areas for  
refinement. VA.68.C.2.2

**How I will learn it? (Agenda)**

**-Continue creating a design in the  
background that represent your  
word or name and Lee**  
**-Add color, not on the hands**  
**(Day 14/15)**

### **How do I know I learned it?**

If you can score at least a 3 on the scale for the following

**Theme: Lee MS**

Student **fills** the space and shows **good** evidence of the theme.

**Technique: Drawing Hands Using Shapes**

Student **Fills** the space and shows **good** evidence of a technique.

**Elements and Principles of Design**

Student shows **good** evidence of the Es and Ps in a good balanced  
design.

**Followed Directions**

Student followed directions of assignment creatively. Also, follows  
Art Room Rules.

**Craftsmanship**

Student's artwork appears thoughtfully planned; very neatly done;  
shows unity; **"Hanging Quality Work."**

4 A - Above Expectations

3 B - Met Expectations

2 C - Approaching Expectations

1 D - Below Expectations

### **Reminders:**

**- Find your Make-up work at  
katundra.com**  
**-Upload Stewart\_BW\_8**

## What You Will Do: (5 MINS)

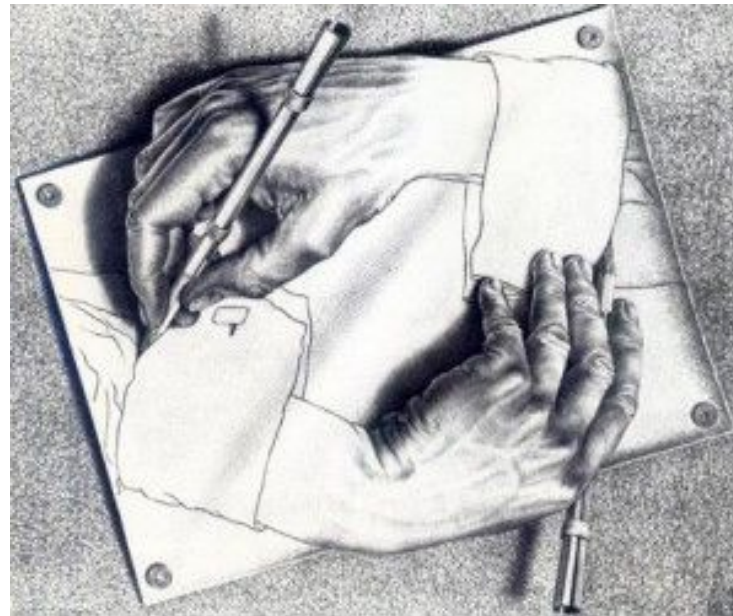
Conversation	At a <b>Level-0</b> .
Help	You can raise your hand to receive help on the...
Activities	Bellwork

# Friday BELLWORK - Week 9 q2

12/15/17

### Prediction in Art:

Using what you know from looking at the image, make a guess of what will/could happen next and draw it. Be creative!



Title: "Drawing Hands"

Artist: MC Escher

**Draw what will/could happen next**

Movement	None
Participation	Drawing

**(Write what's in Red!)**

## **W.A.P. S. Week 9 q2**

**Friday 12-15-17**

**Unit:** Shape

**Project:** Shapes in the Hand

**Due:** Wednesday 12-20-17

**Essential Question :** **EQ:** What  
visuals are supportive to your message?

**What will I learn today:** Evaluate  
artwork objectively during group  
assessment to determine areas for  
refinement. VA.68.C.2.2

**How I will learn it? (Agenda)**

**-Grade BW Wk 8**

**Continue creating a design in the  
background that represent your  
word or name and Lee  
(Day 15/18)**

## **How do I know I learned it?**

If you can score at least a 3 on the scale for the following

**Theme: Lee MS**

Student **fills** the space and shows **good** evidence of the theme.

**Technique: Drawing Hands Using Shapes**

Student **Fills** the space and shows **good** evidence of a technique.

**Elements and Principles of Design**

Student shows **good** evidence of the Es and Ps in a good balanced design.

**Followed Directions**

Student followed directions of assignment creatively. Also, follows Art Room Rules.

**Craftsmanship**

Student's artwork appears thoughtfully planned; very neatly done; shows unity; **"Hanging Quality Work."**

4 A - Above Expectations

3 B - Met Expectations

2 C - Approaching Expectations

1 D - Below Expectations

## **Reminders:**

**- Find your Make-up work at  
katundra.com**



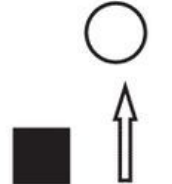








**-Upload Stewart\_BW\_8**

# COMPOSITION

NAME \_\_\_\_\_ PER. \_\_\_\_\_


The art of organizing elements of artwork into a harmonious and pleasing whole.  
The consideration of how objects are placed in a design or work of art.

Tips for creating good composition:



<h2>1. Overlap</h2> <p>Place objects slightly over one another. This will get the eye to move from one element to another. Objects should not be touching each other by edges ("no kissing allowed!"). Avoid isolation. Build a relationship between objects.</p>	<p>Good overlapping</p> 	<p>Avoid kissing</p> 	<p>Avoid isolation</p> 
<h2>2. Crop</h2> <p>Consider having objects go off the edge of the page. This gets the viewer in and out of the picture. Avoid floating objects within the edges of the page.</p>	<p>Have object go off the page</p> 	<p>Avoid floating objects</p> 	
<h2>3. Rotate:</h2> <p>Consider placing objects at an angle. Things that are tilted create a more dynamic composition. Artwork with objects that are perfectly lined up with the edge can be boring.</p>	<p>Tilt objects</p> 	<p>Avoid all objects upright</p> 	
<h2>4. Focal Point</h2> <p>Create an area of importance. Give the viewer something to focus on. One way to achieve this is through size variation. Try not to have all elements the same size. Another way to create focus is through color dominance.</p>	<p>Use size &amp; color variation</p> 	<p>Avoid all objects the same size</p> 	
<h2>5. Off-Centering</h2> <p>Avoid placing objects directly in the center of the page. Think about placing objects slightly to one side. This will create a more interesting composition. Try to keep elements balanced as you do this. For example, one large object could be balanced by 3 smaller ones. (Note: this does not mean that a symmetrical design cannot be successful.)</p>	<p>Off-center objects for interest</p> 	<p>Centered can be boring</p> 	

**composition** is the placement or arrangement of visual elements or 'ingredients' in a work of art











During this Activity I should Hear and See:

C ONVERSATION	0	1	2	3
H ELP	RAISE YOUR HAND	ASK YOUR NEIGHBOR	ASK 3 Peers BEFORE ME	ASK NEW STUDENT
A CTIVITIES	PRESENTATION & INSTRUCTION	INDEPENDENT WORK	PARTNER WORK	GROUP WORK
M OVEMENT	NONE	Move to Materials Counter	Move to Materials Counter & Computers	Move Around The Tables
P ARTICIPATION	RAISE YOUR HANDS	DRAWING, WRITING & READING	SPEAKING	DISCUSSING
S OUND	No Music	Personal Music	Class Choice Music	Mrs. Stewart Music

During this Activity I should Hear and See:

	0	1	2	3
CONVERSATION				
HELP	RAISE YOUR HAND	ASK YOUR NEIGHBOR	ASK 3 Peers BEFORE ME	ASK NEW STUDENT
ACTIVITIES	PRESENTATION & INSTRUCTION	INDEPENDENT WORK	PARTNER WORK	GROUP WORK
MOVEMENT	NONE	Move to Materials Counter	Move to Materials Counter & Computers	Move Around The Tables
PARTICIPATION	RAISE YOUR HANDS	DRAWING, WRITING & READING	SPEAKING	DISCUSSING
SOUND	No Music	Personal Music	Class Choice Music	Mrs. Stewart Music

## What You Will Do: (5 MINS)- Reflection

Conversation	At a Level-0.
Help	You can raise your hand to receive help on the...
Activities	Reflection

1st  
On your Weekly Art  
Participation Sheet  
Under the Reflection  
Section  
**Tell me what you did  
in details using a  
complete sentence**

2nd

Where do you stand with meeting the  
standard for today:

1. Theme-Day of the Dead-Name to Honor 4 3 2 1
2. Technique- Zentangles 4 3 2 1
3. Elements/Principles 4 3 2 1
4. Following Directions 4 3 2 1
5. Craftsmanship 4 3 2 1

**4 A - Above Expectations**

**3 B - Met Expectations**

**2 C - Approaching Expectations**

**1 D - Below Expectations**

Movement	None
Participation	Writing

## Clean-Up

### What You Will Do: (3 MINS)

Conversation At a Level-1.

Help You can raise your hand to receive help on the...

Activities Clean-Up Time

ARTISTS DUTIES	
3	ART ADVISOR
4	MATERIALS MANAGER
1	SKETCHBOOK SUPERVISOR
2	WASTE WATCHDOG

Movement Moving around the tables

Participation Cleaning



# Class Reflection

Did you follow CHAMP during...

Class Rubric	“-” Needs Improvement	“+” Excellent
1. Entry & BW		
2. Instruction		
3. Activity		
4. Weekly Reflection		
5. Clean-up		

E=All +'s, S=3 or 4 +'s, N=0-2+'s

Does the class deserve an E, S, or N?