

Conversation	Level-0
Help	Raise Your Hand
Activities	Bellwork

Week 2 -Monday 1/14/19


Title: Portrait Bust of a Man

Artist: Republican Roman

Year Made: 1st Century BC

Directions:

In a box title it Describe and then write what you see in the artwork.
(at least 1 sentence)



Movement	Materials Counter
Participation	Writing-No Phone
Sound	Instructor's Music

(Write what's in Red!)

W.A.P.S Week 2 q3

Project: Form

Due: 1-18-19

Quiz: 1-18-19

Monday 1-14-19

EQ (Essential Question):

What is form?

What will I learn today:

The student will learn the differences between shape and form. The student will learn the basic shadow structure on an object and will learn how to apply this structure to objects in a drawing.

How I will learn it? (Agenda)

-View PowerPoint on Form

-Take Cornell Notes

How do I know I learned it?

If you can score at least a 3 on the scale for the following:

1. Relevance-Notes relate to the topic and show the main ideas enough example
2. Organization-All notes are organized logically and effectively
3. Quantity-Enough notes to get all relevant, key data, but not excessive to create an effective product.

4 A Above Expectations

3 B - Met Expectations

2 C - Approaching Expectations

1 D - Below Expectations

Reminders:

Pay your \$25 Art Lab fee to
get off the obligation list

Find make-up work at Katundra.com

Conversation	Level-0
Help	Raise Your Hand
Activities	Bellwork

Week 2 -Tuesday 1/15/19


Title: Portrait Bust of a Man

Artist: Republican Roman

Year Made: 1st Century BC

Directions:

In a box title it Analyze and then choose 3 principles of design and explain how the artist used them.



Movement	Materials Counter
Participation	Writing-No Phone
Sound	Instructor's Music

(Write what's in Red!)

W.A.P.S Week 2 q3

Unit: Form

Project: Various Forms

Due: 1-18-19

Quiz: 1-18-19

Tuesday 1-15-19

EQ (Essential Question):

What is the difference between shape and form?

What will I learn today:

The student will learn the differences between shape and form. The student will learn the basic shadow structure on an object and will learn how to apply this structure to objects in a drawing.

How I will learn it? (Agenda)

- Watch Video on Shading Form
- Start Project

How do I know I learned it?

If you can score at least a 3 on the scale for the following:

1. Relevance-Notes relate to the topic and show the main ideas enough example
2. Organization-All notes are organized logically and effectively
3. Quantity-Enough notes to get all relevant, key data, but not excessive to create an effective product.

4 A Above Expectations

3 B - Met Expectations

2 C - Approaching Expectations

1 D - Below Expectations

Reminders:

Pay your \$25 Art Lab fee to get off the obligation list

Find make-up work at Katundra.com

What You Will Do: (5 MINS)

Conversation	Level-0
Help	Raise Your Hand
Activities	Bellwork

Week 2 Wednesday 1/16/19

Title: Portrait Bust of a Man


Artist: Republican Roman

Year Made: 1st Century BC

Directions:

Compare the 2 works of art!

Tell me 3 descriptions for the artwork on the left, the right, and their similarities.



Movement	Materials Counter	<u>Title:</u> Escaping Criticism
Participation	Writing-No Phone	<u>Artist:</u>
Sound	Instructor's Music	<u>Year Made:</u> 1874

(Write what's in Red!)

W.A.P.S Week 2 q3

Unit: Form

Project: Various Forms

Due: 1-18-19

Quiz: 1-18-19

Wednesday 1-16-19

EQ (Essential Question):

How are geometric forms different from organic forms?

What will I learn today:

The student will learn the differences between shape and form. The student will learn the basic shadow structure on an object and will learn how to apply this structure to objects in a drawing.

How I will learn it? (Agenda)

-Continue Project, Various Forms, due Friday

How do I know I learned it?

Theme: Form

Student **fills** the space and shows **good** evidence of the theme.

Technique: Shading

Student **Fills** the space and shows **good** evidence of a technique.

Elements and Principles of Design

Student shows **good** evidence of the Es and Ps in a good balanced design.

Followed Directions

Student followed directions of assignment creatively. Also, follows Art Room Rules.

Craftsmanship

Student's artwork appears thoughtfully planned; very neatly done; shows unity; **"Hanging Quality Work."**

4 A Above Expectations

3 B - Met Expectations

2 C - Approaching Expectations

1 D - Below Expectations

Reminders:

Pay your \$25 Art Lab fee to
get off the obligation list

Find make-up work at Katundra.com



Early Release Schedule



1 st Period	7:00 am	—	7:30 am
2 nd Period	7:35 am	—	8:00 am
3 rd Period	8:05 am	—	8:30 am
4 th Period	8:35 am	—	9:00 am
7 th Period	9:05 am	—	9:30 am

Main Campus A Lunch	Main Campus B Lunch	Freshman Academy C Lunch
Lunch 9:30-10:00	5 th Period 9:35-10:15	5 th Period 9:35-10:15
5 th Period 10:05-10:45	Lunch 10:15-10:45	6 th Period 10:20-11:00
6 th Period 10:50-11:30	6 th Period 10:50-11:30	Lunch 11:00-11:30


What You Will Do: (5 MINS)

Conversation	Level-0
Help	Raise Your Hand
Activities	Bellwork

Week 2 Thursday 1/17/19

Directions:

Label Thursday's box with sketch and draw a representation of the artwork. Start sketching the large shape and then focus on the smaller parts.



Movement	Materials Counter	<u>Title:</u> Portrait Bust of a Man
Participation	Drawing-No Phone	<u>Artist:</u> Republican Roman
Sound	Instructor's Music	<u>Year Made:</u> 1st Century BC

(Write what's in Red!)

W.A.P.S Week 2 q3

Unit: Form

Project: Various Forms

Due: 1-18-19

Quiz: 1-18-19

Thursday 1-17-19

EQ (Essential Question):

How can the illusion of light created in a drawing lead to the illusion of form?

What will I learn today:

The student will learn the differences between shape and form. The student will learn the basic shadow structure on an object and will learn how to apply this structure to objects in a drawing.

How I will learn it? (Agenda)

-Continue Project, Various Forms, due Friday

How do I know I learned it?

Theme: Form

Student **fills** the space and shows **good** evidence of the theme.

Technique: Shading

Student **Fills** the space and shows **good** evidence of a technique.

Elements and Principles of Design

Student shows **good** evidence of the Es and Ps in a good balanced design.

Followed Directions

Student followed directions of assignment creatively. Also, follows Art Room Rules.

Craftsmanship

Student's artwork appears thoughtfully planned; very neatly done; shows unity; **"Hanging Quality Work."**

4 A Above Expectations

3 B - Met Expectations

2 C - Approaching Expectations

1 D - Below Expectations

Reminders:

Pay your \$25 Art Lab fee to get off the obligation list

Find make-up work at Katundra.com


What You Will Do: (5 MINS)

Conversation	Level-0
Help	Raise Your Hand
Activities	Bellwork

Week 2 Friday 1/18/19

Directions:

Label your box with Interpret and Judge. What is the purpose or meaning of the artwork? What do you think about the artwork? Does the work communicate an idea, feeling, or principle? Explain. How would you rate it? (3-4 sentences)



Movement	Materials Counter	<u>Title:</u> Portrait Bust of a Man
Participation	Writing-No Phone	<u>Artist:</u> Republican Roman
Sound	Instructor's Music	<u>Year Made:</u> 1st Century BC

(Write what's in Red!)

W.A.P.S Week 2 q3

Unit: Form

Project: Various Forms

Due: 1-18-19

Quiz: 1-18-19

Friday 1-18-19

EQ (Essential Question):

How can the illusion of light created in a drawing lead to the illusion of form?

What will I learn today:

The student will learn the differences between shape and form. The student will learn the basic shadow structure on an object and will learn how to apply this structure to objects in a drawing.

How I will learn it? (Agenda)

- Grade Wk 1 Drawing Prompt
- Take Quiz on Form
- Continue Project, Various Forms, due Today

How do I know I learned it?

Theme: Form

Student **fills** the space and shows **good** evidence of the theme.

Technique: Basic Shadows

Student **Fills** the space and shows **good** evidence of a technique

Elements and Principles of Design

Student shows **good** evidence of the Es and Ps in a good balanced design.

Followed Directions

Student followed directions of assignment creatively. Also, follows Art Room Rules.

Craftsmanship

Student's artwork appears thoughtfully planned; very neatly done; shows unity; **"Hanging Quality Work."**

4 A Above Expectations

3 B - Met Expectations

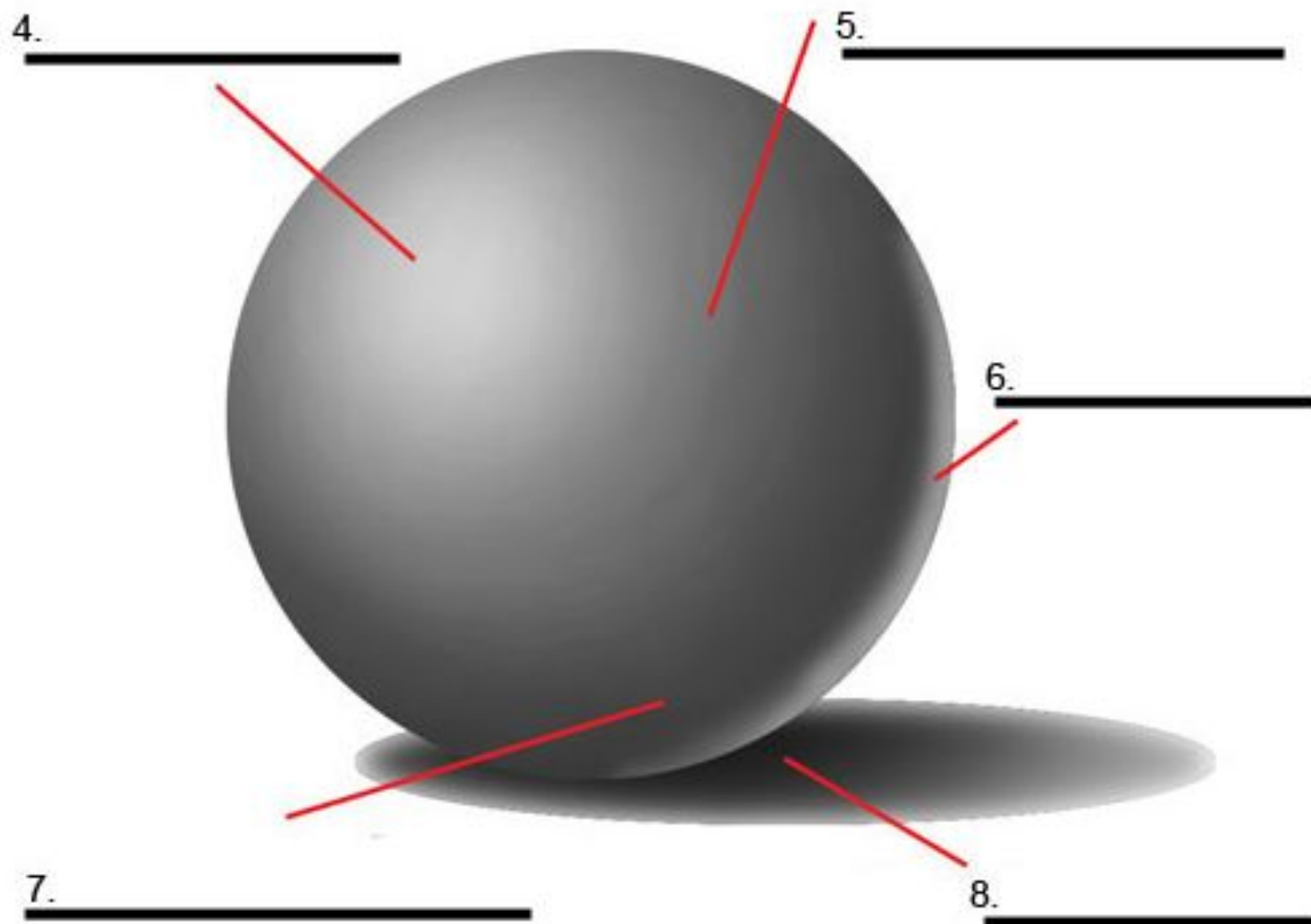
2 C - Approaching Expectations

1 D - Below Expectations

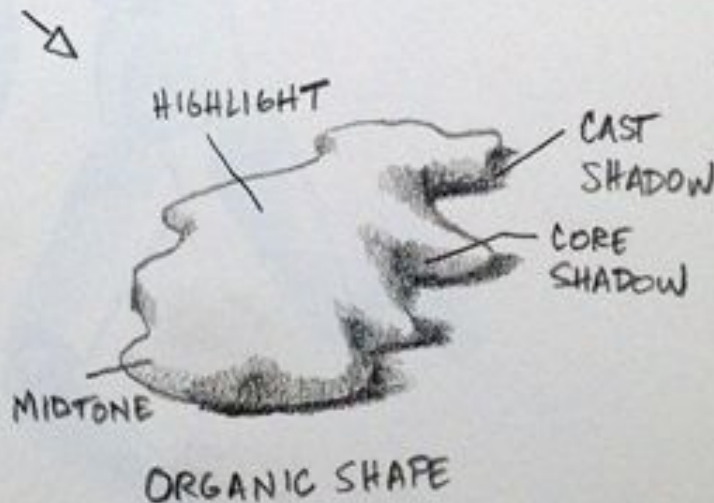
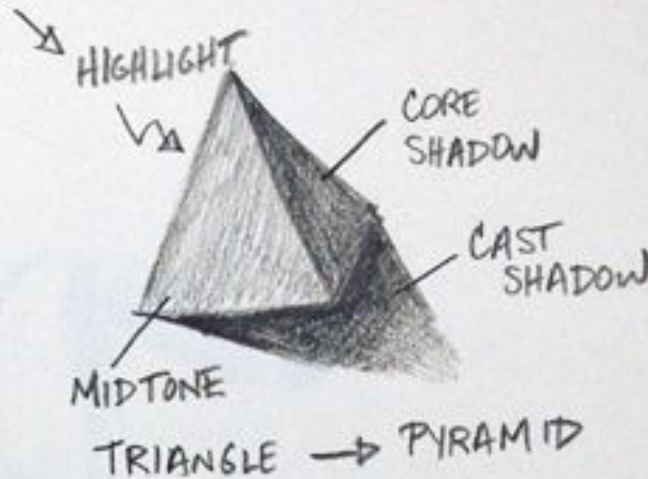
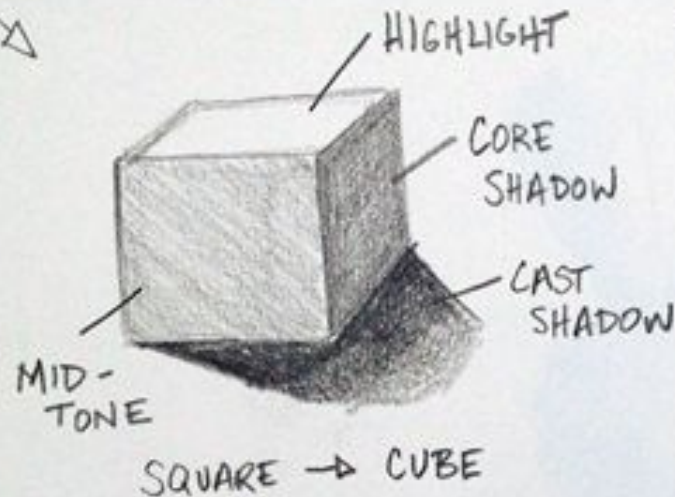
Reminders:

Pay your \$25 Art Lab fee to
get off the obligation list

Find make-up work at Katundra.com





Form Exercise



Directions:

1. In your sketchbook copy the forms and label them. (Your paper should look just like this example.)

2. When your done upload your work to Artsonia under the assignment name: Stewart 1-14 Form Exercise



Directions:

- 1. On a 9x12 paper create a still-life composition using the forms below:**
 - Cube
 - Pyramid
 - Sphere
 - Cone
 - Cylinder
- 2. Use all three grounds of the picture plane: foreground, middle, and back**
- 3. Include the highlight, mid-tone, core shadow, & casting shadow**
 - Try using hierarchy, scale, and overlapping
- 4. When completed upload to:**
Artsonia under the assignment:
Stewart_1-18 Various Forms Project

Weekly Art Participation

(W.A.P.S.)

Every week use a new sheet of notebook paper.

Head your paper with
W.A.P.S.-Week__

2nd

W.A.P.S. - WEEK__

Name
Date
Per.
Table #

1st

Write Unit, Project,
and Due Date on every
new notebook paper

3rd

Unit:

Project:

Due Date:

Write your
name,
date,
period, and
table #

Write Day/Date, E.Q
(Essential Question),
Agenda

Rate Your Knowledge before
the lesson

4th

Day/Date

Rate 1234

E.Q:

Agenda:

At the end of class you will
tell me what you either
learned or what you did

Rate how you worked during
the activity:

- 1-w/Teacher's Assistance
- 2-w/ Peers Assistance
- 3-Independently
- 4-Innovatively

5th

Reflection:

Rate 1234

Day/Date

E.Q:

Agenda:

Reflection:

**** Repeat Steps 4 and 5**
for the rest of the week.**

How to Set-Up Your Folder:

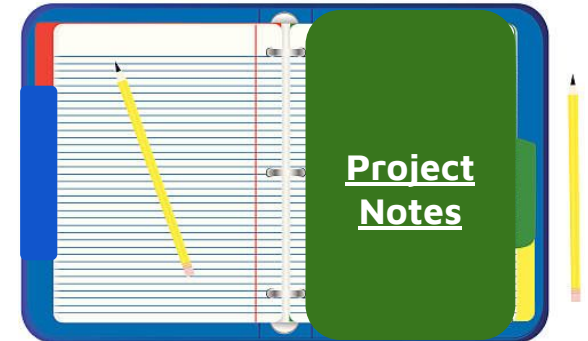
1st Divider - Write Weekly Art Participation Sheet

Place 10-Sheets of Notebook Paper behind this divider



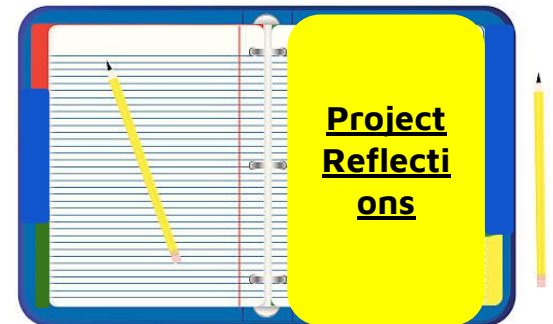
2nd Divider - Write Project Notes

Place 5-Sheets of Notebook Paper behind this divider



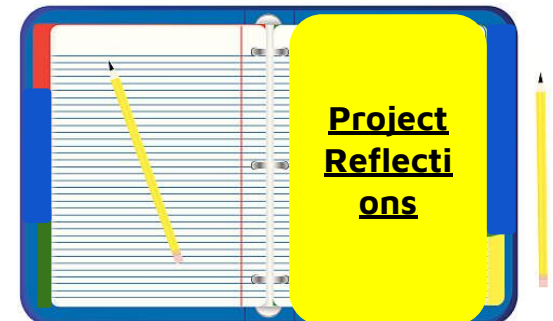
3rd Divider - Write Artist Statements

Place 5-Sheets of Notebook Paper behind this divider. This is where your Artist Statements and Comments are placed.



4th Divider - Write Sketchbook (if you don't have a sketchbook)

Place 6-Sheets of Manila Paper behind this divider



ARTSONIA DIRECTIONS

<https://www.artsonia.com/teachers/docs/videos.asp?id=Classroom+Mode+-+Students>

Download the Artsonia App

Write the Steps:

1. Click on Student
2. Type in Access Code
3. Select Green Check
4. Enter your Name
5. Add Art and Select Project
6. Take a Picture
7. Edit if needed
8. Title the Work
9. Type Artist Statement
10. Submit to Teacher

Stewart's Access Code: DPZJ-CCNJ

What You Will Do: (5 MINS)- Reflection

Conversation	At a Level-0.
Help	You can raise your hand to receive help on the...
Activities	Reflection

1st

On your Weekly Art
Participation Sheet
Under the Reflection
Section

**Tell me what you learned
or did in details using a
complete sentence.**

2nd

Where do you stand with meeting the
standard for today:

1. Theme- 4 3 2 1
2. Technique 4 3 2 1
3. Elements/Principles 4 3 2 1
4. Following Directions 4 3 2 1
5. Craftsmanship 4 3 2 1

4 A - Above Expectations

3 B - Met Expectations

2 C - Approaching Expectations

1 D - Below Expectations

Movement	None
Participation	Writing

Clean-Up

What You Will Do: (3 MINS)

Conversation At a Level-1.

Help You can raise your hand to receive help on the...

Activities Clean-Up Time

ARTISTS DUTIES	
3	ART ADVISOR
4	MATERIALS MANAGER
1	SKETCHBOOK SUPERVISOR
2	WASTE WATCHDOG

Movement Moving around the tables

Participation Cleaning

Class Reflection

Did you follow CHAMP during...

Class Rubric	“-” Needs Improvement	“+” Excellent
1. Entry & BW		
2. Instruction		
3. Activity		
4. Weekly Reflection		
5. Clean-up		

E=All +'s, S=3 or 4 +'s, N=0-2+'s

Does the class deserve an E, S, or N?

During this Activity I should Hear and See:

	0	1	2	3
CONVERSATION	0	1	2	3
HELP	RAISE YOUR HAND	ASK YOUR EIGHBOR	ASK 3 Peers BEFORE ME	ASK NEW STUDENT
ACTIVITIES	PRESENTATION & INSTRUCTION	INDEPENDENT WORK	PARTNER WORK	GROUP WORK
MOVEMENT	NONE	Move to Materials Counter	Move to Materials Counter & Computers	Move Around The Tables
PARTICIPATION	RAISE YOUR HANDS	DRAWING, WRITING & READING	SPEAKING	DISCUSSING
SOUND	No Music	Personal Music	Class Choice Music	Mrs. Stewart Music