

**(Write what's in Red!)**

## **W.A.P. S. Week 4 q4**

**Monday 4-16-18**

**Unit:** Movement

**Project:** Random Drawings

**Due:** Friday 4-20-18

**Essential Question :** **EQ:** What is nature?

**What will I learn?:**

The student will learn how to design ideas for different themes.

**How I will learn it? (Agenda)**

**Create something in Nature**

**How do I know I learned it?**

If you can score at least a 3 on the scale for the following:

**Theme: Nature**

Student **fills** the space and shows **good** evidence of the theme.

**Technique: Color**

Student **Fills** the space and shows **good** evidence of a technique.

**Elements and Principles of Design**

Student shows **good** evidence of the Es and Ps in a good balanced design.

**Followed Directions**

Student followed directions of assignment creatively. Also, follows Art Room Rules.

**Craftsmanship**

Student's artwork appears thoughtfully planned; very neatly done; shows unity; **"Hanging Quality Work."**

4 A Above Expectations

3 B - Met Expectations

2 C - Approaching Expectations

1 D - Below Expectations

**Reminders:**

**-Find make-up work at Katundra.com**

**-Upload BW Wk w3 to Artsonia by Thurs**

## What You Will Do: (5 MINS)

Conversation	Level-1
Help	Ask 3-Before Me
Activities	Drawing Something in Nature

Monday - Week 4

4/16/18

Using the entire period and your sketchbook  
**DRAW SOMETHING IN NATURE**

Movement	Material's Counter
Participation	Drawing

**(Write what's in Red!)**

## **W.A.P. S. Week 4 q4**

**Tuesday 4-17-18**

**Unit:** Movement

**Project:** Random Drawings

**Due:** Friday 4-20-18

**Essential Question :** **EQ:** What is nature?

**What will I learn?:**

The student will learn how to design ideas for different themes.

**How I will learn it? (Agenda)**

**-Grade BW Week 2**

**-Create something in Nature**

**How do I know I learned it?**

If you can score at least a 3 on the scale for the following:

**Theme:Nature**

Student **fills** the space and shows **good** evidence of the theme.

**Technique: Color**

Student **Fills** the space and shows **good** evidence of a technique.

**Elements and Principles of Design**

Student shows **good** evidence of the Es and Ps in a good balanced design.

**Followed Directions**

Student followed directions of assignment creatively. Also, follows Art Room Rules.

**Craftsmanship**

Student's artwork appears thoughtfully planned; very neatly done; shows unity; **"Hanging Quality Work."**

4 A Above Expectations

3 B - Met Expectations

2 C - Approaching Expectations

1 D - Below Expectations

**Reminders:**

**-Find make-up work at Katundra.com**

**-Upload BW Wk3 to Artsonia by Thurs**

## What You Will Do: (5 MINS)

Conversation	Level-1
Help	Ask 3-Before Me
Activities	Drawing Something in Nature

**Tuesday - Week 4**

**4/17/18**

**Using the entire period and your sketchbook**  
**DRAW SOMETHING IN NATURE**

Movement	Material's Counter
Participation	Drawing

**(Write what's in Red!)**

## **W.A.P. S. Week 4 q4**

**Wednesday 4-18-18**

**Unit:** Movement

**Project:** Random Drawings

**Due:** Friday 4-20-18

**Essential Question :** **EQ:** How can people express themselves?

**What will I learn?:**

The student will learn how to design ideas for different themes.

**How I will learn it? (Agenda)**

**-Create a Hairstyle**

**How do I know I learned it?**

If you can score at least a 3 on the scale for the following:

**Theme: Nature**

Student **fills** the space and shows **good** evidence of the theme.

**Technique: Color**

Student **Fills** the space and shows **good** evidence of a technique.

**Elements and Principles of Design**

Student shows **good** evidence of the Es and Ps in a good balanced design.

**Followed Directions**

Student followed directions of assignment creatively. Also, follows Art Room Rules.

**Craftsmanship**

Student's artwork appears thoughtfully planned; very neatly done; shows unity; **"Hanging Quality Work."**

4 A Above Expectations

3 B - Met Expectations

2 C - Approaching Expectations

1 D - Below Expectations

**Reminders:**

**-Find make-up work at Katundra.com**

**-Upload BW Wk3 to Artsonia by Thurs**


## What You Will Do: (5 MINS)

Conversation	Level-1
Help	Ask 3-Before Me
Activities	Drawing Something in Nature

Wednesday - Week 4 4/18/18

Using the entire period and your sketchbook

**DRAW a HAIRSTYLE**



Movement	Material's Counter
Participation	Drawing




## What You Will Do: (5 MINS)

Conversation	Level-0
Help	Raise Your Hand
Activities	Drawing a Hairstyle

Wednesday - Week 4 4/18/18

Using the entire period and your sketchbook

**DRAW a HAIRSTYLE**



Movement	Material's Counter
Participation	Drawing

**(Write what's in Red!)**

## **W.A.P. S. Week 4 q4**

**Thursday 4-19-18**

**Unit:** Movement

**Project:** Random Drawings

**Due:** Friday 4-20-18

**Essential Question :** **EQ:** How can people express themselves?

**What will I learn?:**

The student will learn how to design ideas for different themes.

**How I will learn it? (Agenda)**

**-Complete the Hairstyle with color**

**How do I know I learned it?**

If you can score at least a 3 on the scale for the following:

**Theme:Nature**

Student **fills** the space and shows **good** evidence of the theme.

**Technique: Color**

Student **Fills** the space and shows **good** evidence of a technique.

**Elements and Principles of Design**

Student shows **good** evidence of the Es and Ps in a good balanced design.

**Followed Directions**

Student followed directions of assignment creatively. Also, follows Art Room Rules.

**Craftsmanship**

Student's artwork appears thoughtfully planned; very neatly done; shows unity; **"Hanging Quality Work."**

4 A Above Expectations

3 B - Met Expectations

2 C - Approaching Expectations

1 D - Below Expectations

**Reminders:**

**-Find make-up work at Katundra.com**

**-Upload BW Wk3 to Artsonia by Thurs**



## What You Will Do: (5 MINS)


Conversation	Level-0
Help	Raise Your Hand
Activities	Drawing a Hairstyle

Thursday - Week 4

4/19/18

Using the entire page in your sketchbook

**DRAW a HAIRSTYLE and ADD COLOR**



Movement	Material's Counter
Participation	Drawing

## What You Will Do: (5 MINS)


Conversation	Level-1
Help	Ask 3-Before Me
Activities	Drawing a Hairstyle

Thursday - Week 4

4/19/18

Using the entire page in your sketchbook

**DRAW a HAIRSTYLE and ADD COLOR**



Movement	Material's Counter
Participation	Drawing

**(Write what's in Red!)**

## **W.A.P. S. Week 4 q4**

**Friday 4-20-18**

**Unit:** Movement

**Project:** Random Drawings

**Due:** Friday 4-20-18

**Essential Question :** **EQ:** How effective are my drawings?

**What will I learn?:**

The student will learn how to design ideas for different themes.

**How I will learn it? (Agenda)**

**-Grade BW Wk3**

**-Complete and upload your drawings,  
Nature and Hairstyle**

**How do I know I learned it?**

If you can score at least a 3 on the scale for the following:

**Theme:Nature**

Student **fills** the space and shows **good** evidence of the theme.

**Technique: Color**

Student **Fills** the space and shows **good** evidence of a technique.

**Elements and Principles of Design**

Student shows **good** evidence of the Es and Ps in a good balanced design.

**Followed Directions**

Student followed directions of assignment creatively. Also, follows Art Room Rules.

**Craftsmanship**

Student's artwork appears thoughtfully planned; very neatly done; shows unity; **"Hanging Quality Work."**

4 A Above Expectations

3 B - Met Expectations

2 C - Approaching Expectations

1 D - Below Expectations

**Reminders:**

**-Find make-up work at Katundra.com**

**-Upload BW Wk3 to Artsonia by Thurs**

Conversation	Level-1
Help	Ask 3-Before Me
Activities	Completing and Uploading Random Drawings

Friday - Week 4


4/20/18

Complete and Upload your two Random Drawings

Nature  
Drawing



Hairstyle  
Drawing



Movement	Material's Counter
Participation	Drawing



## What You Will Do: (5 MINS)

Conversation	Level-0
Help	Raise Your Hand
Activities	Completing and Uploading Random Drawings

Friday - Week 4


4/20/18

Complete and Upload your two Random Drawings

**Nature  
Drawing**



**Hairstyle  
Drawing**



Movement	Material's Counter
Participation	Drawing



#### What does a "4" Look Like – HIGHLY EFFECTIVE Artwork

NYS Learning Standards #1: Creating – student understands how to express their ideas in artwork. #2: Use of Materials: student uses art materials appropriately for their purposes and intent.

**COLOR:** Primary, Secondary and intermediate Colors, tints and shading. Excellent coloring skills.

**TEXTURE:** 5 or more textures. How something looks like it feels

**VALUE:** Lights and darks of a color, different greens, reds, etc.

**SPACE:** Overlapping, things smaller in background, middle ground area, large objects in foreground

**LINE:** 5 or more line designs: wavy, curve, straight, zig zag, loopy, horizontal, vertical, etc.

**SHAPE:** 5 or more Geometric and Organic shapes (each)



#### What does a "3" Look Like – EFFECTIVE Artwork

NYS Learning Standards #1: Creating – student understands how to express their ideas in artwork. #2: Use of Materials: student uses art materials appropriately for their purposes and intent.

**COLOR:** Primary & Secondary Colors, no tints or shading

**TEXTURE:** Less than 5 textures. How something looks like it feels

**VALUE:** one value of color. No lights or darks of a color.

**SPACE:** Overlapping, but limited sense of Space.

**LINE:** less than 5 line designs: (see above list).

**SHAPE:** less than 5 Geometric and Organic shapes (each)



#### What does a "2" Look Like – DEVELOPING Artwork

NYS Learning Standards #1: Creating – student understands how to express their ideas in artwork. #2: Use of Materials: student uses art materials appropriately for their purposes and intent.

**COLOR:** Basic coloring skills, no tints and or shading. Little originality/creativity use of color


**TEXTURE:** no texture : How something looks like it feels

**VALUE:** one value of color. No lights or darks of a color.

**SPACE:** no overlapping of objects, and limited sense of Space.

**LINE:** less than 5 line designs: (see above list).

**SHAPE:** Basic Geometric and Organic shapes, (circle, triangle, rectangle, square)



#### What does a "1" Look Like – INEFFECTIVE Artwork

NYS Learning Standards #1: Creating – student understands how to express their ideas in artwork. #2: Use of Materials: student uses art materials appropriately for their purposes and intent.

**COLOR:** weak coloring skills. Shapes not colored in. Little originality/creativity use of color

**TEXTURE:** no texture : How something looks like it feels

**VALUE:** one value of color. No lights or darks of a color.

**SPACE:** no overlapping of objects. All Objects on the same line of space.

**LINE:** less than 5 line designs: (see above list).

**SHAPE:** Basic Geometric and Organic shapes, (circle, triangle, rectangle, square)

During this Activity I should Hear and See:

<b>C</b> ONVERSATION	0	1	2	3
<b>H</b> ELP	RAISE YOUR HAND	ASK YOUR NEIGHBOR	ASK 3 Peers BEFORE ME	ASK NEW STUDENT
<b>A</b> CTIVITIES	PRESENTATION & INSTRUCTION	INDEPENDENT WORK	PARTNER WORK	GROUP WORK
<b>M</b> OVEMENT	NONE	Move to Materials Counter	Move to Materials Counter & Computers	Move Around The Tables
<b>P</b> ARTICIPATION	RAISE YOUR HANDS	DRAWING, WRITING & READING	SPEAKING	DISCUSSING
<b>S</b> OUND	No Music	Personal Music	Class Choice Music	Mrs. Stewart Music



During this Activity I should Hear and See:

	0	1	2	3
<b>C</b> ONVERSATION				
<b>H</b> ELP	RAISE YOUR HAND	ASK YOUR NEIGHBOR	ASK 3 Peers BEFORE ME	ASK NEW STUDENT
<b>A</b> CTIVITIES	PRESENTATION & INSTRUCTION	INDEPENDENT WORK	PARTNER WORK	GROUP WORK
<b>M</b> OVEMENT	NONE	Move to Materials Counter	Move to Materials Counter & Computers	Move Around The Tables
<b>P</b> ARTICIPATION	RAISE YOUR HANDS	DRAWING, WRITING & READING	SPEAKING	DISCUSSING
<b>S</b> OUND	No Music	Personal Music	Class Choice Music	Mrs. Stewart Music

## What You Will Do: (5 MINS)- Reflection

Conversation	At a Level-0.
Help	You can raise your hand to receive help on the...
Activities	Reflection

1st

On your Weekly Art  
Participation Sheet  
Under the Reflection  
Section

**Tell me what you learned  
or did in details using a  
complete sentence.**

2nd

Where do you stand with meeting the  
standard for today:

1. Theme- 4 3 2 1
2. Technique 4 3 2 1
3. Elements/Principles 4 3 2 1
4. Following Directions 4 3 2 1
5. Craftsmanship 4 3 2 1

**4 A - Above Expectations**

**3 B - Met Expectations**

**2 C - Approaching Expectations**

**1 D - Below Expectations**

Movement	None
Participation	Writing

## Clean-Up

### What You Will Do: (3 MINS)

Conversation

At a Level-1.

Help

You can raise your hand to receive help on the...

Activities

Clean-Up Time

ARTISTS DUTIES	
4	ART ADVISOR
1	MATERIALS MANAGER
2	SKETCHBOOK SUPERVISOR
3	WASTE WATCHDOG

Movement

Moving around the tables

Participation

Cleaning

# Class Reflection

Did you follow CHAMP during...

Class Rubric	“-” Needs Improvement	“+” Excellent
1. Entry & BW		
2. Instruction		
3. Activity		
4. Weekly Reflection		
5. Clean-up		

E=All +'s, S=3 or 4 +'s, N=0-2+'s

Does the class deserve an E, S, or N?