

**No School - MLK Day**


**No School - MLK Day**

# Tuesday Amazing Art - Week 3

1/17/17

Using the paper in your sketchbook let's Analyze this work of art!

How did the artist organize this work of art using the Principles of Design? Choose 3 to explain.



Title: Self-Portrait, 1943

Artist: Robert Huie

# Tuesday 1-17-17

**Learning Goal #5 :** Students can create original drawings from observations, visual reference, and imagination.

---

**Daily Question:** How to examine angles?

---

**AGENDA:** How I will learn it?

- Continue working on your Portrait

# WEEK 3

**How do I know I learned it?**

When I can score at least a 3 on the scale

4	I can correctly complete this activity innovatively.
3	I can correctly complete this activity independently
2	I can correctly complete this activity using peers assistance
1	I can correctly complete this activity using teacher assistance

**5. How can I use it?**

You can organize your information in other classes and careers.

**Reminders:**


**Project due Friday**

**If You're Out Find your Make-up work at [katundra.com](http://katundra.com) > 2D2**

# Wednesday Amazing Art - Week 3


1/18/17

Using the paper in your sketchbook let's Compare and Contrast the 2 works of art! Tell me 3 descriptions for each three categories.



Title: Self-Portrait, 1943

Artist: Robert Huie



Title: The Desperate Man, 19th century

Artist: Gustave Courbet



# Wednesday 1-18-17

**Learning Goal #5 :** Students can create original drawings from observations, visual reference, and imagination.

---

**Daily Question:** How to examine angles?

---

**AGENDA:** How I will learn it?

- Continue working on your Portrait

# WEEK 3

**How do I know I learned it?**

When I can score at least a 3 on the scale

4	I can correctly complete this activity innovatively.
3	I can correctly complete this activity independently
2	I can correctly complete this activity using peers assistance
1	I can correctly complete this activity using teacher assistance

**5. How can I use it?**

You can organize your information in other classes and careers.

**Reminders:**

**Project due Friday**

**If You're Out Find your Make-up work at [katundra.com](http://katundra.com) > 2D2**


# Thursday Amazing Art - Week 3

1/19/17

Using the paper in your sketchbook let's draw the work of art!

Start sketching the large shape and then focus on the smaller parts.

Write the artist name and art title.



Title: Self-Portrait, 1943

Artist: Robert Huie

# Thursday 1-19-17

**Learning Goal #5 :** Students can create original drawings from observations, visual reference, and imagination.

---

**Daily Question:** How to examine angles?

---

**AGENDA:** How I will learn it?

- Continue working on your Portrait

# WEEK 3

**How do I know I learned it?**

When I can score at least a 3 on the scale

4	I can correctly complete this activity innovatively.
3	I can correctly complete this activity independently
2	I can correctly complete this activity using peers assistance
1	I can correctly complete this activity using teacher assistance

**5. How can I use it?**

You can organize your information in other classes and careers.

**Reminders:**

**Project due Friday**

**If You're Out Find your Make-up work at [katundra.com](http://katundra.com) > 2D2**



# Friday Amazing Art - Week 3

1/20/17

Using the same paper in your sketchbook judge this work of art.

What is the artist trying to say? Do you like this artwork? Why or Why not? Is the artwork successful. (3-4 sentences)



Title: Self-Portrait, 1943

Artist: Robert Huie

# Friday 1-20-17

**Learning Goal #5 :** Students can create original drawings from observations, visual reference, and imagination.

---

**Daily Question:** How to examine angles?

---

**AGENDA:** How I will learn it?

- Continue working on your Portrait

# WEEK 3

**How do I know I learned it?**

When I can score at least a 3 on the scale

4	I can correctly complete this activity innovatively.
3	I can correctly complete this activity independently
2	I can correctly complete this activity using peers assistance
1	I can correctly complete this activity using teacher assistance

**5. How can I use it?**

You can organize your information in other classes and careers.

Reminders:

Project due Friday

If You're Out Find your Make-up work at [katundra.com](http://katundra.com) > 2D2

## What You Will Do:

Conversation

At a Level-2.

Help

Ask your table members

Activities

Shade or Draw Shelly

1. Shade a Sphere
  2. Draw Shelly
  3. Work on Easy Bar Graph
  4. Free Draw
- or

4. Using the Exploring Art Book Read pgs. 1-5 and Complete the Check Your Understanding Section on pgs. 3 and 5. Write the question and provide an answer.

Movement

Materials Counter

Participation

Drawing

During this Activity I should

See:

<b>C</b> ONVERSATION	<b>0</b>	<b>1</b>	<b>2</b>	<b>3</b>
<b>H</b> ELP	RAISE YOUR HAND	ASK YOUR NEIGHBOR	ASK YOUR TEAMATES	ASK NEW STUDENT
<b>A</b> CTIVITIES	PRESENTATION & INSTRUCTION	INDEPENDENT WORK	PARTNER WORK	GROUP WORK
<b>M</b> OVEMENT	NONE	Move to Materials Counter	Move to Materials Counter	Move Around The Tables
<b>P</b> ARTICIPATION	RAISE YOUR HANDS	DRAWING, WRITING & READING	SPEAKING	DISCUSSING

# Class Reflection

Did you follow CHAMP during...

Class Rubric	“-” Needs Improvement	“+” Excellent
1. Entry & BW		
2. Instruction		
3. Activity		
4. Weekly Reflection		
5. Clean-up		

E=All +'s, S=3 or 4 +'s, N=0-2+'s

Does the class deserve an E, S, or N?



