

What You Will Do: (5 MINS)

Conversation	Level-0
Help	Raise Your Hand
Activities	Bellwork

Week 3 -Tuesday 1/22/19

Title: Philosopher in Meditation

Artist: Rembrandt

Year Made: 1632

Directions:

In a box title it Describe and then write what you see in the artwork.
(at least 1 sentence)



Movement	Materials Counter
Participation	Writing-No Phone
Sound	Instructor's Music

(Write what's in Red!)

W.A.P.S Week 3 q3

Project: Value Exercise

Due: 1-23-19

Quiz: 1-25-19

Tuesday 1-22-19

EQ (Essential Question):

What is value?

What will I learn today:

The student will learn the concept of value in terms of art. The student will learn the importance of value in the development of drawings and paintings.

How I will learn it? (Agenda)

- View Video on Value
- Take Cornell Notes
- Drawing Exercise
- Grade Quiz

How do I know I learned it?

If you can score at least a 3 on the scale for the following:

1. Relevance-Notes relate to the topic and show the main ideas enough example
2. Organization-All notes are organized logically and effectively
3. Quantity-Enough notes to get all relevant, key data, but not excessive to create an effective product.

4 A Above Expectations

3 B - Met Expectations

2 C - Approaching Expectations

1 D - Below Expectations

Reminders:

Upload Wk 2 BW to Artsonia by Thursday

Pay your \$25 Art Lab fee to

get off the obligation list

Find make-up work at Katundra.com

What You Will Do: (5 MINS)

Conversation	Level-0
Help	Raise Your Hand
Activities	Bellwork

Week 3 -Wednesday 1/23/19

Title: Philosopher in Meditation

Artist: Rembrandt

Year Made: 1632

Directions:

In a box title it Analyze and then choose 3 principles of design and explain how the artist used them.



Movement	Materials Counter
Participation	Writing-No Phone
Sound	Instructor's Music

(Write what's in Red!)

W.A.P.S Week 3 q3

Project: Value Exercise

Due: 1-23-19

Quiz: 1-25-19

Wednesday 1-23-19

EQ (Essential Question):

What is value?

What will I learn today:

The student will learn the concept of value in terms of art. The student will learn the importance of value in the development of drawings and paintings.

How I will learn it? (Agenda)

- Review Value
- Create Value Scale
- Drawing Exercise

How do I know I learned it?

If you can score at least a 3 on the scale for the following:

1. Relevance-Notes relate to the topic and show the main ideas enough example
2. Organization-All notes are organized logically and effectively
3. Quantity-Enough notes to get all relevant, key data, but not excessive to create an effective product.

4 A Above Expectations

3 B - Met Expectations

2 C - Approaching Expectations

1 D - Below Expectations

Reminders:

Upload Wk 2 BW to Artsonia by Thursday

Pay your \$25 Art Lab fee to

get off the obligation list

Find make-up work at Katundra.com

Conversation	Level-0
Help	Raise Your Hand
Activities	Bellwork

Week 3 Thursday 1/24/19

Directions:

Label Thursday's box with sketch and draw a representation of the artwork. Start sketching the large shape and then focus on the smaller parts.

You can use your phone to see the image better. Go to katundra.com and click on 2d1



Movement	Materials Counter	
Participation	Drawing- Phone	<u>Title:</u> Philosopher in Meditation
		<u>Artist:</u> Rembrandt
Sound	Instructor's Music	<u>Year Made:</u> 1632

(Write what's in Red!)

W.A.P.S Week 3 q3

Project: Value Exercise

Due: 1-23-19

Quiz: 1-25-19

Thursday 1-24-19

EQ (Essential Question):

How are tints and shades different?

What will I learn today:

The student will learn the concept of value in terms of art. The student will learn the importance of value in the development of drawings and paintings.

How I will learn it? (Agenda)

- Discuss Egg Drawing
- Drawing Exercise

How do I know I learned it?

If you can score at least a 3 on the scale for the following:

1. Relevance-Notes relate to the topic and show the main ideas enough example
2. Organization-All notes are organized logically and effectively
3. Quantity-Enough notes to get all relevant, key data, but not excessive to create an effective product.

4 A Above Expectations

3 B - Met Expectations

2 C - Approaching Expectations

1 D - Below Expectations

Reminders:

Upload Wk 2 BW to Artsonia by Thursday

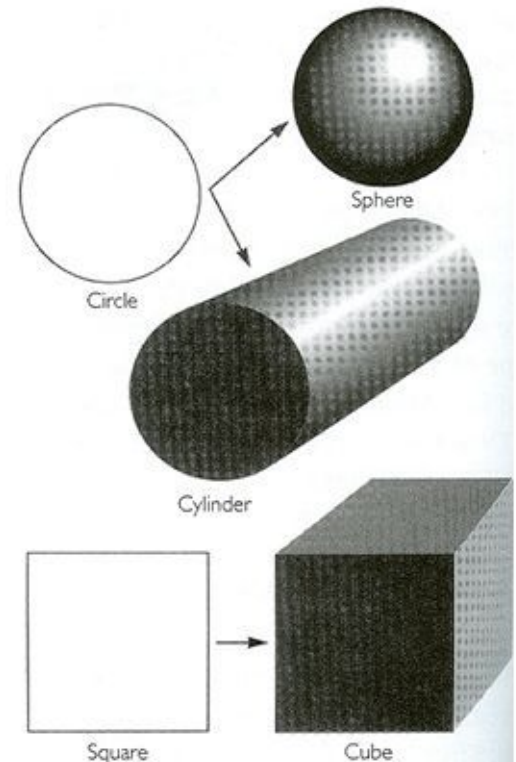
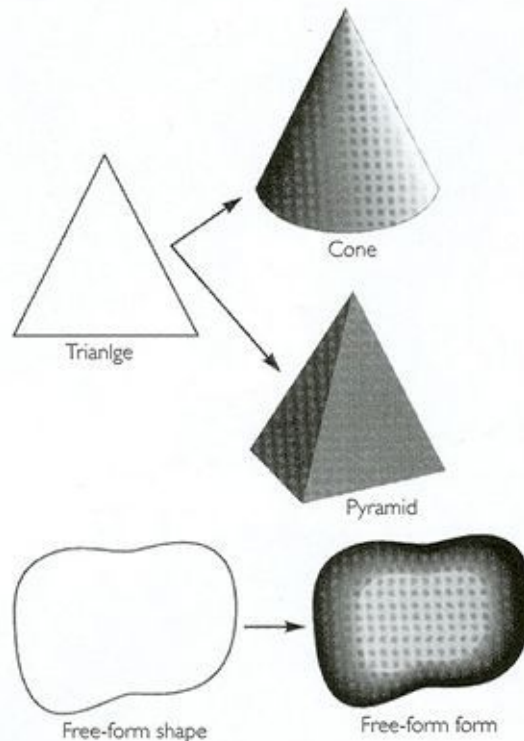
Pay your \$25 Art Lab fee to

get off the obligation list

Find make-up work at Katundra.com

Forms

- The words shape and form are often used interchangeably but they have much different meanings in the art world.
- Forms are objects having three dimensions.
- Forms have length, width, and depth.
- See how two-dimensional shapes and three-dimensional forms are related in this table.



What You Will Do: (5 MINS)

Conversation	Level-0
Help	Raise Your Hand
Activities	Bellwork

Week 3 Friday 1/25/19

Directions:

Label your box with Interpret and Judge.

What is the purpose or meaning of the artwork? What do you think about the artwork? Does the work communicate an idea, feeling, or principle? Explain. How would you rate it? (3-4 sentences)



Movement	Materials Counter	<u>Title:</u> Philosopher in Meditation <u>Artist:</u> Rembrandt <u>Year Made:</u> 1632
Participation	Writing-No Phone	
Sound	Instructor's Music	

(Write what's in Red!)

W.A.P.S Week 3 q3

Project: Value Exercise

Due: 1-23-19

Quiz: 2-1-19

Friday 1-25-19

EQ (Essential Question):

How are tints and shades used to create the illusion of form and light source(s)?

What will I learn today:

The student will learn the concept of value in terms of art. The student will learn the importance of value in the development of drawings and paintings.

How I will learn it? (Agenda)

-Grade BW wk 2

Discuss Egg Drawing

-Drawing Exercise

How do I know I learned it?

If you can score at least a 3 on the scale for the following:

1. Relevance-Notes relate to the topic and show the main ideas enough example
2. Organization-All notes are organized logically and effectively
3. Quantity-Enough notes to get all relevant, key data, but not excessive to create an effective product.

4 A Above Expectations

3 B - Met Expectations

2 C - Approaching Expectations

1 D - Below Expectations

Reminders:

Upload Wk 2 BW to Artsonia by Thursday

Pay your \$25 Art Lab fee to

get off the obligation list

Find make-up work at Katundra.com

How to Make a Value Finder



Value Exercises

- Create and label a value scale that has at least 7 values
- Draw an egg on white paper from observation using a full range of value
- Create a “highlight rendering” using vine charcoal, compressed charcoal, and a kneaded eraser








The Elements of Art

Directions

1. You will use the index card and soft graphite pencil I provided to complete a value scale.
2. Create 7 boxes.
3. Label them from 1 to 7, 1 being white and 7 being the darkest shade.
4. Starting with the Midtone, shade the boxes. Work your way backwards and then forward.
5. Place a hole next to each value.

Value Finder




7-Step Value Scale		
1		Highlight
2		Light Tone
3		Midtone
4		Reflected Light
5		Shadow
6		Core Shadow
7		Cast Shadow

6. When your done upload place it beside the drawing of your egg and upload to Artsonia under the assignment:

Stewart 1-23 Value Exercise

Lesson 1: Understanding the Value Scale


7-Step Value Scale




(Blended)



Study




(Reference)



Directions

1. You will use the image of the egg as subject matter for an observational drawing.
2. In your sketchbook you will use soft graphite to complete the drawing.
3. Avoid the use of line and focus on creating the illusion through the use of value only.
4. Effort should be made to create smooth transitions of value from dark to light in order to accurately create the illusion of form and light source in the drawing.

Value Exercise



5. When your done upload your work to Artsonia under the assignment name:
Stewart 1-23 Value Exercise



Weekly Art Participation

(W.A.P.S.)

Every week use a new sheet of notebook paper.

Head your paper with
W.A.P.S.-Week__

2nd

W.A.P.S. - WEEK__

Name
Date
Per.
Table #

1st

Write Unit, Project,
and Due Date on every
new notebook paper

3rd

Unit:

Project:

Due Date:

Write your
name,
date,
period, and
table #

Write Day/Date, E.Q
(Essential Question),
Agenda

Rate Your Knowledge before
the lesson

4th

Day/Date

Rate 1234

E.Q:

Agenda:

At the end of class you will
tell me what you either
learned or what you did

Rate how you worked during
the activity:

- 1-w/Teacher's Assistance
- 2-w/ Peers Assistance
- 3-Independently
- 4-Innovatively

5th

Reflection:

Rate 1234

Day/Date

E.Q:

Agenda:

Reflection:

**** Repeat Steps 4 and 5**
for the rest of the week.**

How to Set-Up Your Folder:

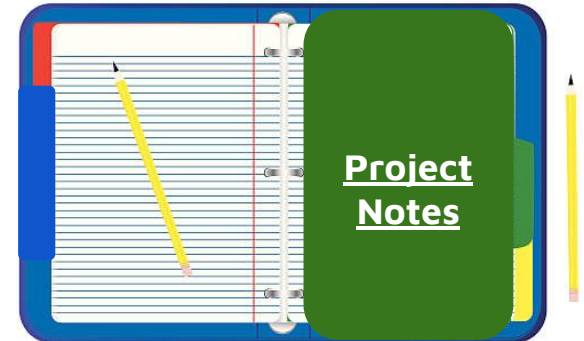
1st Divider - Write Weekly Art Participation Sheet

Place 10-Sheets of Notebook Paper behind this divider



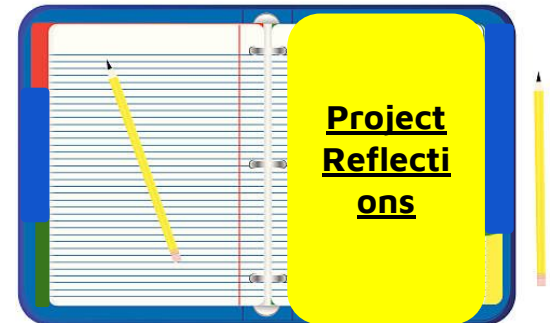
2nd Divider - Write Project Notes

Place 5-Sheets of Notebook Paper behind this divider



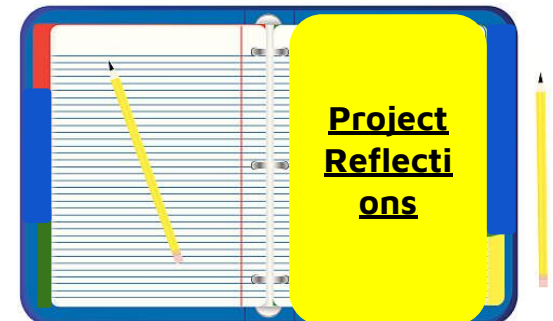
3rd Divider - Write Artist Statements

Place 5-Sheets of Notebook Paper behind this divider. This is where your Artist Statements and Comments are placed.



4th Divider - Write Sketchbook (if you don't have a sketchbook)

Place 6-Sheets of Manila Paper behind this divider



ARTSONIA DIRECTIONS

<https://www.artsonia.com/teachers/docs/videos.asp?id=Classroom+Mode+-+Students>

Download the Artsonia App

Write the Steps:

1. Click on Student
2. Type in Access Code
3. Select Green Check
4. Enter your Name
5. Add Art and Select Project
6. Take a Picture
7. Edit if needed
8. Title the Work
9. Type Artist Statement
10. Submit to Teacher

Stewart's Access Code: DPZJ-CCNJ

What You Will Do: (5 MINS)- Reflection

Conversation	At a Level-0.
Help	You can raise your hand to receive help on the...
Activities	Reflection

1st

On your Weekly Art
Participation Sheet
Under the Reflection
Section

**Tell me what you learned
or did in details using a
complete sentence.**

2nd

Where do you stand with meeting the
standard for today:

1. Theme- 4 3 2 1
2. Technique 4 3 2 1
3. Elements/Principles 4 3 2 1
4. Following Directions 4 3 2 1
5. Craftsmanship 4 3 2 1

4 A - Above Expectations

3 B - Met Expectations

2 C - Approaching Expectations

1 D - Below Expectations

Movement	None
Participation	Writing

Clean-Up

What You Will Do: (3 MINS)

Conversation At a Level-1.

Help You can raise your hand to receive help on the...

Activities Clean-Up Time

ARTISTS DUTIES	
2	ART ADVISOR
3	MATERIALS MANAGER
4	SKETCHBOOK SUPERVISOR
1	WASTE WATCHDOG

Movement Moving around the tables

Participation Cleaning

Class Reflection

Did you follow CHAMP during...

Class Rubric	“-” Needs Improvement	“+” Excellent
1. Entry & BW		
2. Instruction		
3. Activity		
4. Weekly Reflection		
5. Clean-up		

E=All +'s, S=3 or 4 +'s, N=0-2+'s

Does the class deserve an E, S, or N?

During this Activity I should Hear and See:

	0	1	2	3
C ONVERSATION				
H ELP	RAISE YOUR HAND	ASK YOUR EIGHBOR	ASK 3 Peers BEFORE ME	ASK NEW STUDENT
A CTIVITIES	PRESENTATION & INSTRUCTION	INDEPENDENT WORK	PARTNER WORK	GROUP WORK
M OVEMENT	NONE	Move to Materials Counter	Move to Materials Counter & Computers	Move Around The Tables
P ARTICIPATION	RAISE YOUR HANDS	DRAWING, WRITING & READING	SPEAKING	DISCUSSING
S OUND	No Music	Personal Music	Class Choice Music	Mrs. Stewart Music