

Welcome Everyone to Mrs. StewART's Class!

We will get started soon.

Today is Silver Day

2nd Period- 7:06 - 8:36

4th Period- 8:43 - 10:13

5th Period part 10:20 - 11:23

C Lunch 11:23 - 11:48

5th Period part 2 11:55 - 12:23

6th Period 12:30 - 2:00

Monday 3-29-21

Learning Goal: The student will learn the concept of value in terms of art. The student will learn the importance of value in the development of drawings and paintings.

Daily Question: How to draw real people?

AGENDA: How I will learn it?

-Practice drawing noses.

Week 1

How do I know I learned it?

When I can score at least a 3 on the scale

- 4 I can correctly complete this activity innovatively.
- 3 I can correctly complete this activity independently
- 2 I can correctly complete this activity using peers assistance
- 1 I can correctly complete this activity using teacher assistance

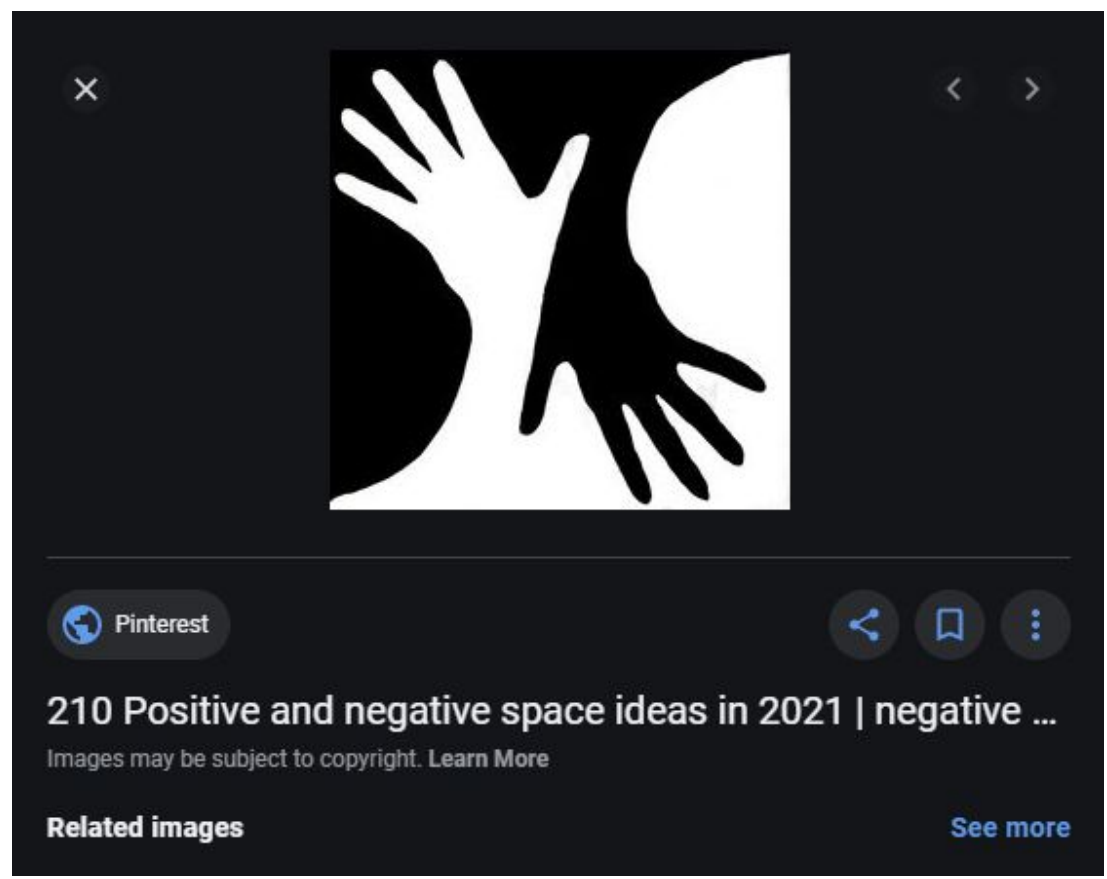

Announcements

In terms of grading, if you uploaded your assignment under the Make-Up Folder, remember that is the last folder I check. Current work takes precedence.

Wk 1 3 29 Nose Preassessment

Directions: Draw the following noses (all 15) on the same page and add value.



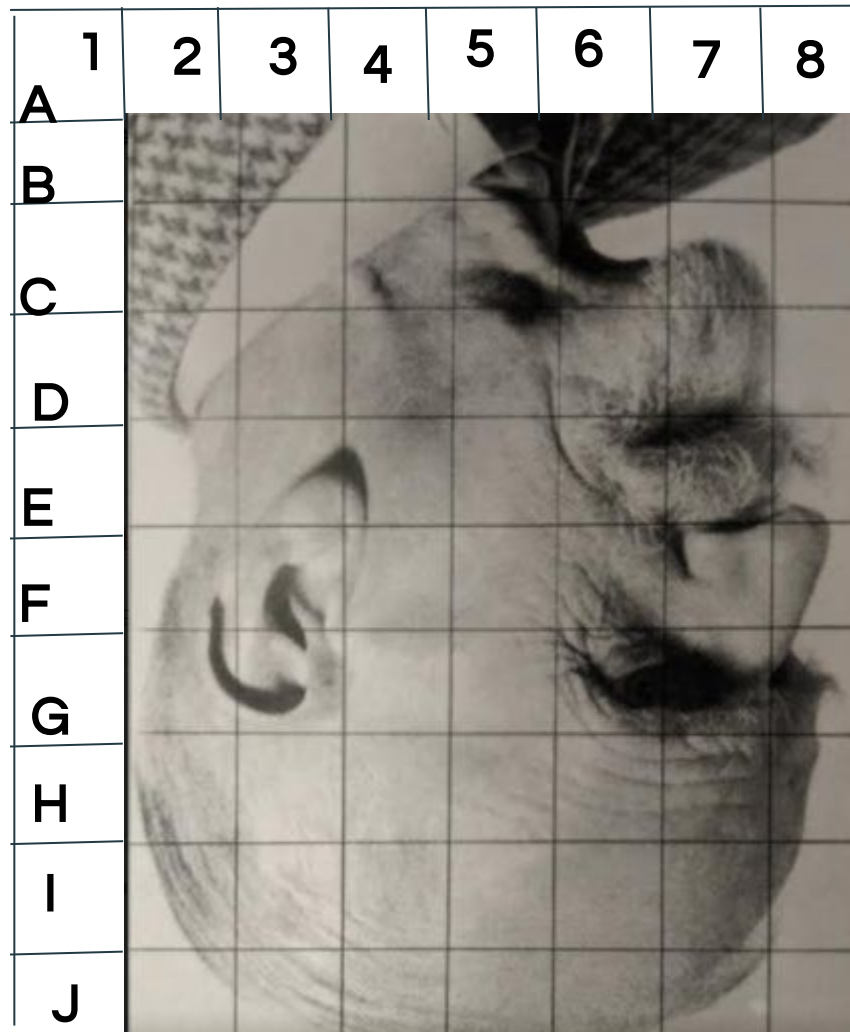


Drawing Challenge - 5th period- Part 1

Directions:

Draw a 10 by 8 grid on your page. Make sure the page is portrait. Label the row and column. Your boxes should be 1 inch by 1 inch. Today's goal is to complete the grid and draw at least 50% of the contour.

Draw one box at a time. You're drawing the image upside down for more accuracy.



You Have 5 mins to Upload Your Work to Artsonia

1. Either Download the Artsonia App on your phone or Use your Desktop Browser and type in Artsonia.com
2. Click on Student
3. Type in the Access Code **ZWSY-FKRS**
4. Click on All Students
5. Enter Your Name
6. Add Art
7. Select the name of the assignment :
Wk_1_3_29_Nose_preassessment
8. Take a Picture
9. Crop the image if needed
10. Title the work
11. Type the Artist Statement :
12. Submit to Teacher