

What You Will Do: (5 MINS)

Conversation	At a Level-0.
Help	You can raise your hand to receive help on the...
Activities	Bellwork

Monday BELLWORK - Week 1

10/16/17

Using a new Page in your sketchbook Let's Describe this work of art!

Describe What you see! the COLORS, LINES, SHAPES, SPACES, and TEXTURE you see.

Title: *Roots*

Artist: Frida Kahlo

Year Made: 1943



Movement	None
Participation	Writing

(Write what's in Red!)

W.A.P. S. Week 1 q2

Monday 10-16-17

Unit: Sketchbook Prompt
(Mrs. Daly is out)

Essential Question : **EQ:** How do artist
use imagination to create?

What will I learn today:

Create imaginative works to include
background knowledge or information
from other subjects. VA.68.H.3.3

How I will learn it? (Agenda)

**-Choose a prompt from the 100
Sketchbook Prompts located in the
Art Binder at your table**

**-Draw the prompt and add color
using the 8.5x11 paper on the
Materials Counter**

How do I know I learned it?

If you can show me the following at an independent level:

1. Theme from the Prompt 4 3 2 1
2. Principle of Design 4 3 2 1
3. Following Directions 4 3 2 1
4. Craftsmanship 4 3 2 1

- 4 A - Above Expectations
- 3 B - Met Expectations
- 2 C - Approaching Expectations
- 1 D - Below Expectations
- 0 F - Didn't Meet Expectations

What do I need? (materials)

- Pencil
- 8.5 x 11 Paper (materials counter)
- Colored Pencils (materials counter)

Reminders:

- Be on your best behavior
- If the Sub leave names for negative
behavior, you will have an after school
detention
 - If for positive, then an award

What You Will Do:

Conversation	Level-1
Help	Ask 3 Before Me
Activities	Materials Counter

What will I learn today:

Create imaginative works to include background knowledge or information from other subjects. VA.68.H.3.3

How I will learn it? (Agenda)

-Choose a prompt from the 100 Sketchbook Prompts located in the Art Binder at your table

-Draw the prompt and add color using the 8.5x11 paper on the Materials Counter

How do I know I learned it?

If you can show me the following at an independent level:

- 1.Theme from the Prompt 4 3 2 1
2. Principle of Design 4 3 2 1
3. Following Directions 4 3 2 1
4. Craftsmanship 4 3 2 1

4 A - Above Expectations

3 B - Met Expectations

2 C - Approaching Expectations

1 D - Below Expectations

Movement	Materials Counter
Participation	Drawing
Sound	None

What You Will Do: (5 MINS)

Conversation	At a Level-0.
Help	You can raise your hand to receive help on the...
Activities	Bellwork

Tuesday BELLWORK - Week 1 q2

10/17/17

Using the paper in your sketchbook let's Analyze this work of art!

How did the artist organize this work of art using the Principles of Design? Choose 3 to explain.

Title: *Roots*

Artist: Frida Kahlo

Year Made: 1943



Movement	None
Participation	Writing

(Write what's in Red!)

W.A.P. S. Week 9

Tuesday 10-17-17

Unit: Drawing

Project: Monster

Due: Friday 10-20-17

Essential Question: **EQ:** How do artists create unique works of art?

What will I learn today: Create imaginative works to include background knowledge or information from other subjects. VA.68.H.3.3

How I will learn it? (Agenda)

-Create a drawing of an original monster

How do I know I learned it?

If you can score a 3 on the scale by the due date:

1. Theme from the Prompt 4 3 2 1
2. Principle of Design 4 3 2 1
3. Following Directions 4 3 2 1
4. Craftsmanship 4 3 2 1

- 4 A - Above Expectations
- 3 B - Met Expectations
- 2 C - Approaching Expectations
- 1 D - Below Expectations
- 0 F - Didn't Meet Expectations

How can I use it?
in future projects.

Reminders:

- Find your Make-up work at katundra.com > 2D2
- Upload Bellwork Week 8 Artsonia by Friday

What You Will Do: (5 MINS)

Conversation	At a Level-0.
Help	You can raise your hand to receive help on the...
Activities	Bellwork

Wednesday BELLWORK - Week 1 q2

10/18/17

Compare and Contrast the 2 works of art!

Tell me 3 descriptions for each 3 categories.

Title: The Weeping Woman

Artist: Pablo Picasso

Year Made: 1937



Title: *Roots*

Artist: Frida Kahlo

Year Made: 1943

Movement	None
Participation	Writing

(Write what's in Red!)

W.A.P. S. Week 1 q2

Wednesday 10-18-17

Unit: Drawing

Project: Monster

Due: Friday 10-20-17

Essential Question: **EQ:** How do artists create unique works of art?

What will I learn today: Create imaginative works to include background knowledge or information from other subjects. VA.68.H.3.3

How I will learn it? (Agenda)

-Create a drawing of an original monster

How do I know I learned it?

If you can score a 3 on the scale by the due date:

1. Theme from the Prompt 4 3 2 1
2. Principle of Design 4 3 2 1
3. Following Directions 4 3 2 1
4. Craftsmanship 4 3 2 1

- 4 A - Above Expectations
- 3 B - Met Expectations
- 2 C - Approaching Expectations
- 1 D - Below Expectations
- 0 F - Didn't Meet Expectations

How can I use it?
in future projects.

Reminders:

- Find your Make-up work at katundra.com > 2D2
- Upload Bellwork Week 9 Artsonia by Thursday



What does a "4" Look Like – HIGHLY EFFECTIVE Artwork

NYS Learning Standards #1: Creating – student understands how to express their ideas in artwork. #2: Use of Materials: student uses art materials appropriately for their purposes and intent.

COLOR: Primary, Secondary and intermediate Colors, tints and shading. Excellent coloring skills.

TEXTURE: 5 or more textures. How something looks like it feels

VALUE: Lights and darks of a color, different greens, reds, etc.

SPACE: Overlapping, things smaller in background, middle ground area, large objects in foreground

LINE: 5 or more line designs: wavy, curve, straight, zig zag, loopy, horizontal, vertical, etc.

SHAPE: 5 or more Geometric and Organic shapes (each)



What does a "3" Look Like – EFFECTIVE Artwork

NYS Learning Standards #1: Creating – student understands how to express their ideas in artwork. #2: Use of Materials: student uses art materials appropriately for their purposes and intent.

COLOR: Primary & Secondary Colors, no tints or shading

TEXTURE: Less than 5 textures. How something looks like it feels

VALUE: one value of color. No lights or darks of a color.

SPACE: Overlapping, but limited sense of Space.

LINE: less than 5 line designs: (see above list).

SHAPE: less than 5 Geometric and Organic shapes (each)



What does a "2" Look Like – DEVELOPING Artwork

NYS Learning Standards #1: Creating – student understands how to express their ideas in artwork. #2: Use of Materials: student uses art materials appropriately for their purposes and intent.

COLOR: Basic coloring skills, no tints and or shading. Little originality/creativity use of color


TEXTURE: no texture : How something looks like it feels

VALUE: one value of color. No lights or darks of a color.

SPACE: no overlapping of objects, and limited sense of Space.

LINE: less than 5 line designs: (see above list).

SHAPE: Basic Geometric and Organic shapes, (circle, triangle, rectangle, square)



What does a "1" Look Like – INEFFECTIVE Artwork

NYS Learning Standards #1: Creating – student understands how to express their ideas in artwork. #2: Use of Materials: student uses art materials appropriately for their purposes and intent.

COLOR: weak coloring skills. Shapes not colored in. Little originality/creativity use of color

TEXTURE: no texture : How something looks like it feels

VALUE: one value of color. No lights or darks of a color.

SPACE: no overlapping of objects. All Objects on the same line of space.

LINE: less than 5 line designs: (see above list).

SHAPE: Basic Geometric and Organic shapes, (circle, triangle, rectangle, square)

What You Will Do: (5 MINS)

Conversation	At a Level-0.
Help	You can raise your hand to receive help on the...
Activities	Bellwork

Thursday BELLWORK - Week 1 q2 - 10/18/17

Using the paper in your sketchbook let's draw the work of art!

Start sketching the large shape and then focus on the smaller parts.

Title: *Roots*

Artist: Frida Kahlo

Year Made: 1943



Movement	None
Participation	Writing

(Write what's in Red!)

W.A.P. S. Week 1 q2

Thursday 10-19-17

Unit: Sketchbook Prompt
Project: Illustrating Letters
(Mrs. Daly is out)

Essential Question: EQ: How do artists use imagination to create?

What will I learn today:

Create imaginative works to include background knowledge or information from other subjects. VA.68.H.3.3

How I will learn it? (Agenda)

-Draw animals, insects and fishes using lower cases letters.

-Due today, give to Sub

How do I know I learned it?

If you can show me the following at an independent level:

1. Theme from the Prompt 4 3 2 1
2. Principle of Design 4 3 2 1
3. Following Directions 4 3 2 1
4. Craftsmanship 4 3 2 1

- 4 A - Above Expectations
- 3 B - Met Expectations
- 2 C - Approaching Expectations
- 1 D - Below Expectations
- 0 F - Didn't Meet Expectations

What do I need? (materials)

- Pencil
- 8.5 x 11 Paper (materials counter)

Reminders:

- Be on your best behavior
- If the Sub leave names for negative behavior, you will have an after school detention
 - If for positive, then a reward

What You Will Do:

Conversation	Level-1
Help	Ask 3 Before Me
Activities	Independently working on Illustrating Letters

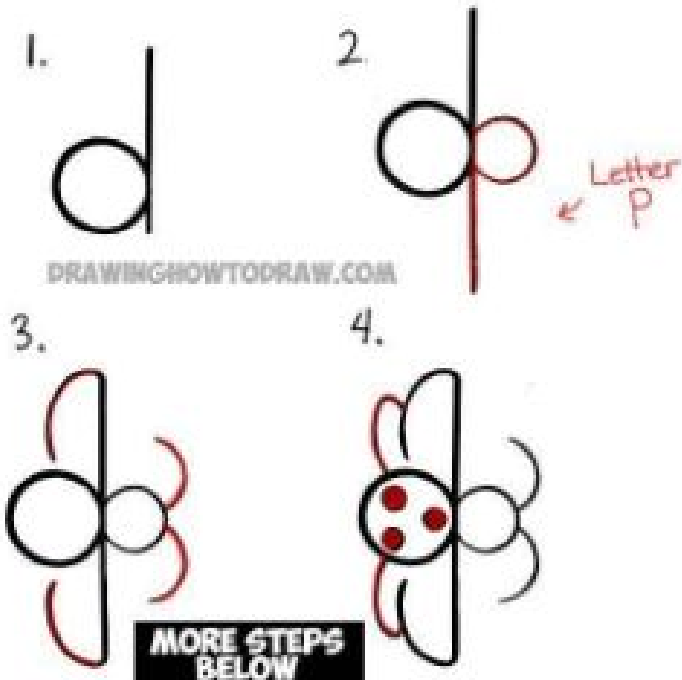
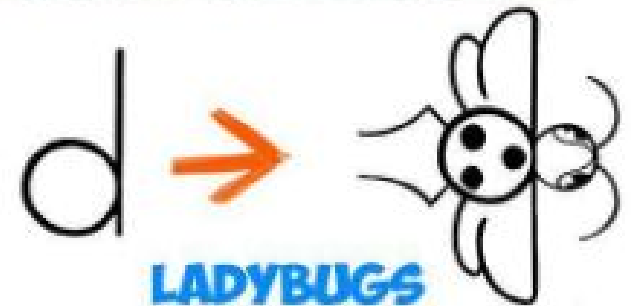
Directions:

Draw animals, insects and fishes using lower cases letters.

1. Start from the letter a and move on the next letter of the alphabet.
2. Using regular copy paper, fold it in 4.
3. Each paper will have 8 letters total, 4 in the front and 4 in the back
4. No coloring but make sure you have details.
5. Turn in your drawings to the Sub at the end of the period.

Movement	Materials Counter
Participation	Drawing
Sound	None

LOWERCASE LETTER D



What You Will Do: (5 MINS)

Conversation	At a Level-0.
Help	You can raise your hand to receive help on the...
Activities	Bellwork

Friday BELLWORK - Week 1 q2

10/20/17

Interpret and Judge this work of art.
What is the purpose or meaning of the artwork? What do you think about the artwork? Does the work communicate an idea, feeling, or principle that would have benefit for others? Explain. How would you rate it? (3-4 sentences)

Title: *Roots*

Artist: Frida Kahlo

Year Made: 1943



Movement	None
Participation	Writing

(Write what's in Red!)

W.A.P. S. Week 1 q2

Friday 10-20-17

Unit: Drawing

Project: Monster

Due: Friday 10-20-17

Essential Question: **EQ:** How do artists create unique works of art?

What will I learn today: Create imaginative works to include background knowledge or information from other subjects. VA.68.H.3.3

How I will learn it? (Agenda)

-Create a drawing of an original monster

How do I know I learned it?

If you can score a 3 on the scale by the due date:

1. Theme from the Prompt 4 3 2 1
2. Principle of Design 4 3 2 1
3. Following Directions 4 3 2 1
4. Craftsmanship 4 3 2 1

- 4 A - Above Expectations
- 3 B - Met Expectations
- 2 C - Approaching Expectations
- 1 D - Below Expectations
- 0 F - Didn't Meet Expectations

How can I use it?
in future projects.

Reminders:

- Find your Make-up work at katundra.com > 2D2
- Upload Bellwork Week 9 Artsonia by Thursday

During this Activity I should Hear and See:

C ONVERSATION	0	1	2	3
H ELP	RAISE YOUR HAND	ASK YOUR NEIGHBOR	ASK 3 Peers BEFORE ME	ASK NEW STUDENT
A CTIVITIES	PRESENTATION & INSTRUCTION	INDEPENDENT WORK	PARTNER WORK	GROUP WORK
M OVEMENT	NONE	Move to Materials Counter	Move to Materials Counter & Computers	Move Around The Tables
P ARTICIPATION	RAISE YOUR HANDS	DRAWING, WRITING & READING	SPEAKING	DISCUSSING
S OUND	No Music	Personal Music	Class Choice Music	Mrs. Stewart Music

Reflection

What You Will Do: (5 MINS)

Conversation

At a Level-0.

Help

You can raise your hand to receive help on the...

Activities

Reflection

On your Weekly Art Participation Sheet

Under the Reflection Section

Tell me what you learned in details using a complete sentence.

Movement

None

Participation

Writing

Clean-Up

What You Will Do: (3 MINS)

Conversation At a Level-1.

Help You can raise your hand to receive help on the...

Activities Clean-Up Time

ARTISTS DUTIES	
1	ART ADVISOR
2	MATERIALS MANAGER
3	SKETCHBOOK SUPERVISOR
4	WASTE WATCHDOG

Movement Moving around the tables

Participation Cleaning

Class Reflection

Did you follow CHAMP during...

Class Rubric	“-” Needs Improvement	“+” Excellent
1. Entry & BW		
2. Instruction		
3. Activity		
4. Weekly Reflection		
5. Clean-up		

E=All +'s, S=3 or 4 +'s, N=0-2+'s

Does the class deserve an E, S, or N?