

What You Will Do: (5 MINS)

Conversation	At a Level-0 .
Help	You can raise your hand to receive help on the...
Activities	Bellwork

Monday BELLWORK - Week 3 q2

10/30/17

Using a new Page in your sketchbook Let's Describe this work of art!

Describe What you see! the COLORS, LINES, SHAPES, SPACES, and TEXTURE you see.

Title: The Old Guitarist

Artist: Pablo Picasso

Year Made: 1903

Movement	None
Participation	Writing



(Write what's in Red!)

W.A.P. S. Week 2 q2

Monday 10-30-17

Unit: Surrealism

Lesson: Unique Creatures-Reflection
Presentations

Due: Monday 10-30-17 (no computers)

Essential Question: **EQ:** Why do
artists reflect on their work?

What will I learn today: Evaluate
artwork objectively during group
assessment to determine areas for
refinement. VA.68.C.2.2

How I will learn it? (Agenda)

-Present

-Grade Peer's Presentation 4/4

How do I know I learned it?

If you can score at least a 3 on the scale:

1. **Uploaded Artist Statement to Artsonia** 4 3 2 1
2. **Explained Artist Statement** 4 3 2 1
3. **Eyes & Body** 4 3 2 1
4. **Voice** 4 3 2 1
5. **Respectfully Listened/ Commented on Peers Work**
4 3 2 1

4 A - Above Expectations

3 B - Met Expectations

2 C - Approaching Expectations

1 D - Below Expectations

How can I use it?
in future projects.

Reminders:

- Find your Make-up work at
katundra.com

- Upload Bellwork Week 1_q2 to
Artsonia by Thursday

20 mins During this Activity I should Hear and See:

	0	1	2	3
CONVERSATION				
HELP	RAISE YOUR HAND	ASK YOUR NEIGHBOR	ASK 3 Peers BEFORE ME	ASK NEW STUDENT
ACTIVITIES	PRESENTATION & INSTRUCTION	INDEPENDENT WORK	PARTNER WORK	GROUP WORK
MOVEMENT	NONE	Move to Materials Counter	Move to Materials Counter & Computers	Move Around The Tables
PARTICIPATION	RAISE YOUR HANDS	DRAWING, WRITING & READING	SPEAKING	DISCUSSING
SOUND	No Music	Personal Music	Class Choice Music	Mrs. Stewart Music

What You Will Do: (5 MINS)

Conversation	At a Level-0 .
Help	You can raise your hand to receive help on the...
Activities	Bellwork

Tuesday BELLWORK - Week 3 q2

10/31/17

Using the paper in your sketchbook let's Analyze this work of art!

How did the artist organize this work of art using the Principles of Design?
Choose 3 to explain.

Title: The Old Guitarist

Artist: Pablo Picasso

Year Made: 1903

Movement	None
Participation	Writing



(Write what's in Red!)

W.A.P. S. Week 3 q2

Tuesday 10-31-17

Unit: Surrealism

Lesson: Illustrating Compound Words

Due: Friday 11-21-17 (no computers)

Essential Question : EQ: How do artists create visual symbols?

What will I learn today:

Investigate the problem-solving qualities of divergent thinking as a source for new visual symbols and images. VA.68.O.2.2:

How I will learn it? (Agenda)

- Discuss Compound Words**
- Watch Video- Take KWL Note**
- Gather Ideas**
- 2 Sketches of Compound Words due Mon. 11/6**

How do I know I learned it?

If you can score at least a 3 on the scale:

Theme

Student created sketches or activities relevant to the theme of the project.

Elements and Principles of Design

Student understands how they will use the Es & Ps in his/her work.

Completed the Requested Amount of Work

Student completed the amount of sketches or project activities required.

Deadline

Student completed the sketches or project activities on time.

Reminders:

- Find make-up work at Katundra.com**
- Upload the following**
- Bellwork wk 2_q2 by Thursday**

20 mins During this Activity I should Hear and See:

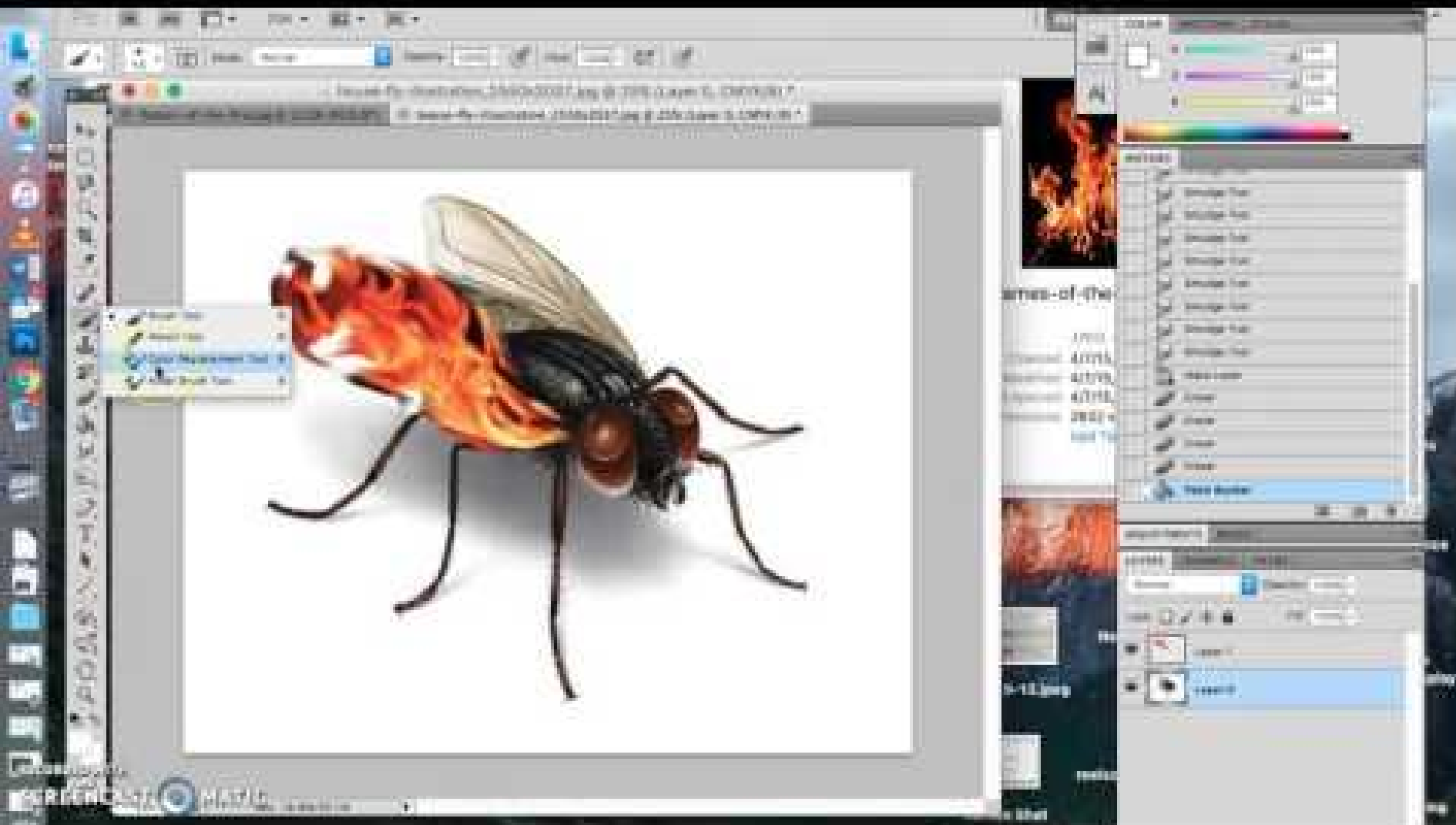
CONVERSATION	0	1	2	3
HELP	RAISE YOUR HAND	ASK YOUR NEIGHBOR	ASK 3 Peers BEFORE ME	ASK NEW STUDENT
ACTIVITIES	PRESENTATION & INSTRUCTION	INDEPENDENT WORK	PARTNER WORK	GROUP WORK
MOVEMENT	NONE	Move to Materials Counter	Move to Materials Counter & Computers	Move Around The Tables
PARTICIPATION	RAISE YOUR HANDS	DRAWING, WRITING & READING	SPEAKING	DISCUSSING
SOUND	No Music	Personal Music	Class Choice Music	Mrs. Stewart Music

Name _____ Date _____


KWL Chart

Before you begin your research, list details in the first two columns. Fill in the last column after completing your research.

Topic Illustrating Compound Words		
What I Know	What I Want to Know	What I Learned




Guess what Compound Words are being illustrated!





NECKTIE



CRABAPPLE

lifetime	elsewhere	upside	grandmother
cannot	baseball	fireworks	passport
together	become	became	sunflower
crosswalk	basketball	sweetmeat	superstructure
moonlight	football	railroad	rattlesnake
anybody	weatherman	throwback	skateboard
meantime	earthquake	everything	herein
sometimes	also	backward	schoolhouse
butterflies	upstream	nowhere	bypass
fireflies	because	somewhere	spearmint
something	another	somewhat	airport
anyone	today	himself	grasshopper
inside	themselves	playthings	footprints
therefore	uplift	supergiant	homemade
without	backbone	scapegoat	peppermint

Compound Word List # 2

eyeballs	longhouse	forget	afternoon
southwest	northeast	alongside	meanwhile
keyboard	whatever	blacksmith	diskdrive
herself	nobody	seashore	nearby
silversmith	watchmaker	subway	horseback
itself	headquarters	sandstone	limestone
underground	glassmaking	riverbanks	touchdown
honeymoon	bootstrap	toothpick	toothpaste
dishwasher	household	township	shadyside
popcorn	airplane	pickup	housekeeper
bookcase	babysitter	saucepan	lukewarm
bluefish	hamburger	honeydew	raincheck
thunderstorm	spokesperson	widespread	weekend
hometown	commonplace	moreover	pacemaker

supermarket	supermen	supernatural	superpower
somebody	someday	somehow	someone
anymore	anyplace	anytime	anyway
backhand	watchdog	backlog	backpack
backstage	waterfall	backtrack	noisemaker
underage	underbelly	underbid	undercharge
bookworm	bookstore	bookshelf	bookend
superscript	supersonic	superstar	supersensitive
bookkeeper	bookmark	bookmobile	forgive
forklift	format	fortnight	honeycomb
honeysuckle	honeybee	keyhole	keynote
keyway	keyword	lifeblood	lifeboat
lifeguard	lifelike	lifeline	lifelong
forefinger	forefather	forehand	forehead


What You Will Do: (5 MINS)

Conversation	At a Level-0 .
Help	You can raise your hand to receive help on the...
Activities	Bellwork

Wednesday BELLWORK - Week 3 q2

11/1/17

Compare and Contrast
the 2 works of art! Tell
me 3 descriptions
for each 3 categories.



Title: Pig Pen



Movement	None	<u>Title:</u> The Old Guitarist
		<u>Artist:</u> Pablo Picasso
Participation	Writing	<u>Year Made:</u> 1903

(Write what's in Red!)

W.A.P. S. Week 3 q2

Wednesday 11-1-17

Unit: Surrealism

Lesson: Illustrating Compound Words

Due: Friday 11-21-17 (no computers)

Essential Question: **EQ:** How do artists create visual symbols?

What will I learn today:

Investigate the problem-solving qualities of divergent thinking as a source for new visual symbols and images. VA.68.O.2.2:

How I will learn it? (Agenda)

- Review Classroom Procedures**
- Gather Ideas**
- 4 Sketches of Compound Words due Fri. 11/3**

How do I know I learned it?

If you can score at least a 3 on the scale:

Theme

Student created sketches or activities relevant to the theme of the project.

Elements and Principles of Design

Student understands how they will use the Es & Ps in his/her work.

Completed the Requested Amount of Work

Student completed the amount of sketches or project activities required.

Deadline

Student completed the sketches or project activities on time.

4 A - Above Expectations

3 B - Met Expectations

2 C - Approaching Expectations

1 D - Below Expectations

Reminders:

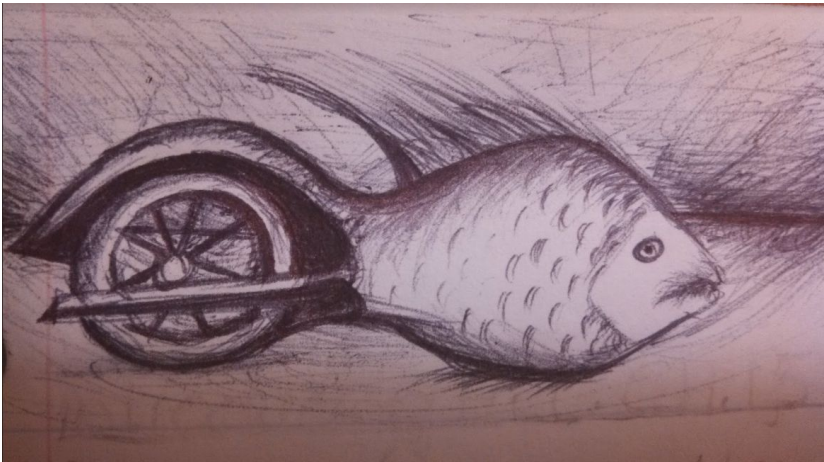
- Find make-up work at Katundra.com**
- Upload the following**
- Bellwork wk 2_q2 by Thursday**
- Upload Sketches to Artsonia**
- Folder Check Friday**

Illustrating Compound Words Sketches

Choose 2 original compound words and then combine them to form 2 different compound words. In your sketchbook create a sketch for each word. Look at my example.

Motorcycle

Catfish



Motorfish

Cyclecat

What You Will Do: (5 MINS)

Conversation	At a Level-0.
Help	You can raise your hand to receive help on the...
Activities	Bellwork

Thursday BELLWORK - Week 3 q2 - 11/2/17

Using the paper in your sketchbook let's draw the work of art!

Start sketching the large shape and then focus on the smaller parts.



Movement	None	<u>Title:</u> The Old Guitarist
		<u>Artist:</u> Pablo Picasso
Participation	Writing	<u>Year Made:</u> 1903

(Write what's in Red!)

W.A.P. S. Week 3 q2

Thursday 11-2-17

Unit: Surrealism

Lesson: Illustrating Compound Words

Due: Friday 11-21-17 (no computers)

Essential Question: EQ: How do artists create visual symbols?

What will I learn today:

Investigate the problem-solving qualities of divergent thinking as a source for new visual symbols and images. VA.68.O.2.2:

How I will learn it? (Agenda)

-Draw 4 Sketches of Compound Words in your sketchbook due Fri. 11/3

How do I know I learned it?

If you can score at least a 3 on the scale:

Theme

Student created sketches or activities relevant to the theme of the project.

Elements and Principles of Design

Student understands how they will use the Es & Ps in his/her work.

Completed the Requested Amount of Work

Student completed the amount of sketches or project activities required.

Deadline

Student completed the sketches or project activities on time.

4 A - Above Expectations

3 B - Met Expectations

2 C - Approaching Expectations

1 D - Below Expectations

Reminders:

-Find make-up work at Katundra.com

-Upload the following

-Bellwork wk 2_q2 by Thursday

-Upload Sketches to Artsonia

-Folder Check Friday

20 mins During this Activity I should Hear and See:

	0	1	2	3
C ONVERSATION				
H ELP	RAISE YOUR HAND	ASK YOUR NEIGHBOR	ASK 3 Peers BEFORE ME	ASK NEW STUDENT
A CTIVITIES	PRESENTATION & INSTRUCTION	INDEPENDENT WORK	PARTNER WORK	GROUP WORK
M OVEMENT	NONE	Move to Materials Counter	Move to Materials Counter & Computers	Move Around The Tables
P ARTICIPATION	RAISE YOUR HANDS	DRAWING, WRITING & READING	SPEAKING	DISCUSSING
S OUND	No Music	Personal Music	Class Choice Music	Mrs. Stewart Music

About the Bellwork

Pablo Picasso produced *The Old Guitarist*, one of his most haunting images, while working in Barcelona. In the paintings of his Blue Period (1901–04), of which this is a prime example, Picasso restricted himself to a cold, monochromatic blue palette; flattened forms; and the emotional, psychological themes of human misery and alienation, which are related to the Symbolist movement and the work of such artists as **Edvard Munch**.

Picasso presented *The Old Guitarist* as a timeless expression of human suffering. The bent and sightless man holds his large, round guitar close to him; its brown body is the painting's only shift in color. The elongated, angular figure of the blind musician relates to Picasso's interest in the history of Spanish art and, in particular, the great sixteenth-century artist **El Greco**. Most personally, however, the image reflects the struggling twenty-two-year-old Picasso's sympathy for the plight of the downtrodden; he knew what it was like to be poor, having been nearly penniless during all of 1902. His works from this time depict the miseries of the destitute, the ill, and the outcasts of society.

What You Will Do: (5 MINS)


Conversation	At a Level-0 .
Help	You can raise your hand to receive help on the...
Activities	Bellwork

Friday BELLWORK - Week 3 q2

11/3/17

Interpret and Judge this work of art.

What is the purpose or meaning of the artwork? What do you think about the artwork? Does the work communicate an idea, feeling, or principle that would have benefit for others? Explain. How would you rate it? (3-4 sentences)



Movement	None	Title: The Old Guitarist
		Artist: Pablo Picasso
Participation	Writing	Year Made: 1903

What You Will Do:

Conversation	Level-1
Help	Ask 3 Before Me
Activities	Materials Counter

Folder Check Rubric

Name: _____ Grader's Name: _____ Date: _____ Per: _____



	0-None	1-Below	2 -Approaching	3-Met	4-Above
Folder Organization Student has folder with prongs & dividers	0	15	18		25
Class Procedures Student has 2 worksheets of the classroom procedures completed, located in the front of folder.	0	15	18	21	25
Weekly Art Participation Sheet (W.A.P.S) Student has 5 weeks of W.A.P.S. behind labeled divider.	0	60	75	85	100
Project Notes Student has project notes behind the labeled divider.	0	15	18	21	25
Project Reflection Student has artist statement and art critique comments.	0	15	18	21	25
Total Score (200)					

Movement	Materials Counter
Participation	Drawing
Sound	None

(Write what's in Red!)

W.A.P. S. Week 3 q2

Friday 11-3-17

Unit: Surrealism

Lesson: Illustrating Compound Words

Due: Friday 11-21-17 (no computers)

Essential Question: EQ: How do artists create visual symbols?

What will I learn today:

Investigate the problem-solving qualities of divergent thinking as a source for new visual symbols and images. VA.68.O.2.2:

How I will learn it? (Agenda)

- Draw 4 Sketches of Compound Words in your sketchbook due Today
- Folder Check

How do I know I learned it?

If you can score at least a 3 on the scale:

Theme

Student created sketches or activities relevant to the theme of the project.

Elements and Principles of Design

Student understands how they will use the Es & Ps in his/her work.

Completed the Requested Amount of Work

Student completed the amount of sketches or project activities required.

Deadline

Student completed the sketches or project activities on time.

4 A - Above Expectations

3 B - Met Expectations

2 C - Approaching Expectations

1 D - Below Expectations

Reminders:

- Find make-up work at Katundra.com
- Upload the following
- Bellwork wk 2_q2 by Thursday
- Upload Sketches to Artsonia
- Folder Check Friday

What You Will Do: (5 MINS)- Reflection

Conversation	At a Level-0.
Help	You can raise your hand to receive help on the...
Activities	Reflection

1st
On your Weekly Art
Participation Sheet
Under the Reflection
Section
**Tell me what you did
in details using a
complete sentence**

2nd
Where do you stand with
meeting the standard for
today:
4 A - Above Expectations
3 B - Met Expectations
2 C - Approaching Expectations
1 D - Below Expectations
0 F - Didn't Meet Expectations

Movement	None
Participation	Writing

Clean-Up

What You Will Do: (3 MINS)

Conversation	At a Level-1.										
Help	You can raise your hand to receive help on the...										
Activities	Clean-Up Time										
<table><tr><th colspan="2">ARTISTS DUTIES</th></tr><tr><td>3</td><td>ART ADVISOR</td></tr><tr><td>4</td><td>MATERIALS MANAGER</td></tr><tr><td>1</td><td>SKETCHBOOK SUPERVISOR</td></tr><tr><td>2</td><td>WASTE WATCHDOG</td></tr></table>		ARTISTS DUTIES		3	ART ADVISOR	4	MATERIALS MANAGER	1	SKETCHBOOK SUPERVISOR	2	WASTE WATCHDOG
ARTISTS DUTIES											
3	ART ADVISOR										
4	MATERIALS MANAGER										
1	SKETCHBOOK SUPERVISOR										
2	WASTE WATCHDOG										
Movement	Moving around the tables										
Participation	Cleaning										

Class Reflection

Did you follow CHAMP during...

Class Rubric	“-” Needs Improvement	“+” Excellent
1. Entry & BW		
2. Instruction		
3. Activity		
4. Weekly Reflection		
5. Clean-up		

E=All +'s, S=3 or 4 +'s, N=0-2+'s

Does the class deserve an E, S, or N?