

What You Will Do: (5 MINS)


Conversation	At a Level-0.
Help	You can raise your hand to receive help on the...
Activities	Bellwork

Monday BELLWORK - Week 7 q2

11/27/17

Using a new Page in your sketchbook Let's Describe this work of art!

Describe What you see! the COLORS, LINES, SHAPES, SPACES, and TEXTURE you see.



Movement	None	<u>Title:</u> Surreal Art
		<u>Artist:</u> Igor Morski
Participation	Writing	<u>Year Made:</u> 20th Century

(Write what's in Red!)

W.A.P. S. Week 7 q2

Monday 11-27-17

Unit: Surrealism

Lesson: ICW-Reflection & Presentation

Due: Fri. 12-1-17

Essential Question: **EQ:** Why do artists analyze their work of art?

What will I learn today:

Create imaginative works to include background knowledge or information from other subjects. e.g., from history, environment, literary works

How I will learn it? (Agenda)

-Complete the reflection questions for your Illustration of Compound Words Due Today

How do I know I learned it?

If you can score at least a 3 on the scale for the following:

1. What two compound words did you choose? How did you show the literal translation for the words?
2. How did you show Surrealism?
3. What technique was used to color?
4. What element and principle of design is exemplified in the artwork? Explain.
5. What was the inspiration for creating this piece of artwork?
6. What would you change if you were to create it again? Why?

4 A - Above Expectations

3 B - Met Expectations

2 C - Approaching Expectations

1 D - Below Expectations

Reminders:

- Find make-up work at Katundra.com
- Upload the following
- Bellwork wk 6

What You Will Do:

Conversation	Level-1
Help	Ask 3 Before Me
Activities	Independently working on Artist Statement

1. What two compound words did you choose? How did you show the literal translation for the words?
2. How did you show Surrealism?
3. What technique was used to color?
4. What element and principle of design is exemplified in the artwork? Explain.
5. What was the inspiration for creating this piece of artwork?
6. What would you change if you were to create it again? Why?

Movement	Materials Counter
Participation	Writing
Sound	Personal Music

What You Will Do: (5 MINS)


Conversation	At a Level-0 .
Help	You can raise your hand to receive help on the...
Activities	Bellwork

Tuesday BELLWORK - Week 7 q2

11/28/17

Using the paper in your sketchbook let's Analyze this work of art!

Choose 3 Principles of Design and provide an explanation for each one using the artwork.



Movement	None	<u>Title:</u> Surreal Art
		<u>Artist:</u> Igor Morski
Participation	Writing	<u>Year Made:</u> 20th Century

(Write what's in Red!)

W.A.P. S. Week 7 q2

Tuesday 11-28-17

Unit: Surrealism

Lesson: ICW-Reflection & Presentation

Due: Fri. 12-1-17

Essential Question: **EQ:** How can feedback from others help you?

What will I learn today:

Create imaginative works to include background knowledge or information from other subjects. e.g., from history, environment, literary works

How I will learn it? (Agenda)

-Present Illustration of Compound Words Day
($\frac{1}{4}$)

How do I know I learned it?

If you can score at least a 3 on the scale for the following:

Artist Statement

Completed artist statement with **required information**.

Explained Artist Statement

Uses **good** and relevant, well-chosen descriptions and details in artist statement.

Eyes & Body

Keeps eye contact with audience most of the time; only glances at notes.

Voice

Speaks clearly; not too quickly or slowly.

Respectfully Listen/Commented on Presentation and Artwork

Provide at least one comment and grade on peers work.

4 A - Above Expectations

3 B - Met Expectations

2 C - Approaching Expectations

1 D - Below Expectations

Reminders:

-Find make-up work at Katundra.com

-Upload the following

-Bellwork wk 6

What You Will Do: (5 MINS)

Conversation	At a Level-0.
Help	You can raise your hand to receive help on the...
Activities	Bellwork

Wednesday BELLWORK - Week 7 q2

11/30/17


Compare and Contrast the 2 works of art!

Tell me 3 descriptions for each 3 categories.

Title: Untitled

Artist: Avery Palmer

Year Made: 20th Century



Movement	None
Participation	Writing

Title:Surreal Art

Artist: Igor Morski

Year Made: 20th Century

(Write what's in Red!)

W.A.P. S. Week 7 q2

Wednesday 11-29-17

Unit: Surrealism

Lesson: ICW-Reflection & Presentation

Due: Fri. 12-1-17

Essential Question: **EQ:** How can feedback from others help you?

What will I learn today:

Create imaginative works to include background knowledge or information from other subjects. e.g., from history, environment, literary works

How I will learn it? (Agenda)

- Present Illustration of Compound Words Day 2 of 4
- Grade and comment on peers' artwork

How do I know I learned it?

If you can score at least a 3 on the scale for the following:

Artist Statement

Completed artist statement with **required information**.

Explained Artist Statement

Uses **good** and relevant, well-chosen descriptions and details in artist statement.

Eyes & Body

Keeps eye contact with audience most of the time; only glances at notes.

Voice

Speaks clearly; not too quickly or slowly.

Respectfully Listen/Commented on Presentation and Artwork

Provide at least one comment and grade on peers work.

4 A - Above Expectations

3 B - Met Expectations

2 C - Approaching Expectations

1 D - Below Expectations

Reminders:

- Find make-up work at Katundra.com
- Upload the following
- Bellwork wk 6


What You Will Do: (5 MINS)

Conversation	At a Level-0 .
Help	You can raise your hand to receive help on the...
Activities	Bellwork

Thursday BELLWORK - Week 7 q2 - 11/30/17

Using the paper in your sketchbook let's draw the work of art!

Start sketching the large shape and then focus on the smaller parts.



Title: Surreal Art

Artist: Igor Morski

Year Made: 20th Century

Movement	None
Participation	Writing

(Write what's in Red!)

W.A.P. S. Week 7 q2

Thursday 11-30-17

Unit: Surrealism

Lesson: ICW-Reflection & Presentation

Due: Fri. 12-1-17

Essential Question: **EQ:** How can feedback from others help you?

What will I learn today:

Create imaginative works to include background knowledge or information from other subjects. e.g., from history, environment, literary works

How I will learn it? (Agenda)

- Present Illustration of Compound Words Day 3 of 4
- Grade and comment on peers' artwork

How do I know I learned it?

If you can score at least a 3 on the scale for the following:

Artist Statement

Completed artist statement with **required information.**

Explained Artist Statement

Uses **good** and relevant, well-chosen descriptions and details in artist statement.

Eyes & Body

Keeps eye contact with audience most of the time; only glances at notes.

Voice

Speaks clearly; not too quickly or slowly.

Respectfully Listen/Commented on Presentation and Artwork

Provide at least one comment and grade on peers work.

4 A - Above Expectations

3 B - Met Expectations

2 C - Approaching Expectations

1 D - Below Expectations

Reminders:

- Find make-up work at Katundra.com
- Upload the following
- Bellwork wk 6


What You Will Do: (5 MINS)

Conversation	At a Level-0.
Help	You can raise your hand to receive help on the...
Activities	Bellwork

Friday BELLWORK - Week 7 q2

12/1/17

Interpret and Judge this work of art.
What is the purpose or meaning of the artwork? What do you think about the artwork? Does the work communicate an idea, feeling, or principle that would have benefit for others? Explain. How would you rate it? (3-4 sentences)



Movement	None	<u>Title:</u> Surreal Art
		<u>Artist:</u> Igor Morski
Participation	Writing	<u>Year Made:</u> 20th Century

(Write what's in Red!)

W.A.P. S. Week 7 q2

Friday 12-1-17

Unit: Surrealism

Lesson: ICW-Reflection & Presentation

Due: Fri. 12-1-17

Essential Question: **EQ:** What are the tools in Adobe Photoshop?

What will I learn today:

Create imaginative works to include background knowledge or information from other subjects. e.g., from history, environment, literary works

How I will learn it? (Agenda)

- Present Illustration of Compound Words Day 3 of 4
- Grade and comment on peers' artwork
- Work on Photoshop

How do I know I learned it?

If you can score at least a 3 on the scale for the following:

Artist Statement

Completed artist statement with **required information.**

Explained Artist Statement

Uses **good** and relevant, well-chosen descriptions and details in artist statement.

Eyes & Body

Keeps eye contact with audience most of the time; only glances at notes.

Voice

Speaks clearly; not too quickly or slowly.

Respectfully Listen/Commented on Presentation and Artwork

Provide at least one comment and grade on peers work.

4 A - Above Expectations

3 B - Met Expectations

2 C - Approaching Expectations

1 D - Below Expectations

Reminders:

- Find make-up work at Katundra.com
- Upload the following
- Bellwork wk 6

Art Critique Comments

Each day you will respond to peers' work of art. Your responses can include the following:

the student's strength or weakness. (Use complete sentences) You will also provide the grade they deserve from a 1-4.

4 A - Above Expectations

3 B - Met Expectations

2 C - Approaching Expectations

1 D - Below Expectations

Day1:

Student's Name: Grade they deserve -Your comment

Student's Name: Grade they deserve -Your comment

Student's Name: Grade they deserve -Your comment

Day2:

Student's Name: Grade they deserve -Your comment

Student's Name: Grade they deserve -Your comment

Student's Name: Grade they deserve -Your comment

Day3:

Student's Name: Grade they deserve -Your comment

Student's Name: Grade they deserve -Your comment

Student's Name: Grade they deserve -Your comment

During this Activity I should Hear and See:

C ONVERSATION	0	1	2	3
H ELP	RAISE YOUR HAND	ASK YOUR NEIGHBOR	ASK 3 Peers BEFORE ME	ASK NEW STUDENT
A CTIVITIES	PRESENTATION & INSTRUCTION	INDEPENDENT WORK	PARTNER WORK	GROUP WORK
M OVEMENT	NONE	Move to Materials Counter	Move to Materials Counter & Computers	Move Around The Tables
P ARTICIPATION	RAISE YOUR HANDS	DRAWING, WRITING & READING	SPEAKING	DISCUSSING
S OUND	No Music	Personal Music	Class Choice Music	Mrs. Stewart Music

20 mins During this Activity I should Hear and See:

C ONVERSATION	0	1	2	3
H ELP	RAISE YOUR HAND	ASK YOUR NEIGHBOR	ASK 3 Peers BEFORE ME	ASK NEW STUDENT
A CTIVITIES	PRESENTATION & INSTRUCTION	INDEPENDENT WORK	PARTNER WORK	GROUP WORK
M OVEMENT	NONE	Move to Materials Counter	Move to Materials Counter & Computers	Move Around The Tables
P ARTICIPATION	RAISE YOUR HANDS	DRAWING, WRITING & READING	SPEAKING	DISCUSSING
S OUND	No Music	Personal Music	Class Choice Music	Mrs. Stewart Music

About the Bellwork

Igor Morski is a Polish surreal artist who dwells with paintings, illustrations and photo manipulation. His artwork is beautifully composed and oftentimes incorporates fantastic themes giving the human being a different image, like the immortal and powerful characters we often get to play in our dreams.

What You Will Do: (5 MINS)- Reflection

Conversation	At a Level-0.
Help	You can raise your hand to receive help on the...
Activities	Reflection

1st
On your Weekly Art
Participation Sheet
Under the Reflection
Section
**Tell me what you did
in details using a
complete sentence**

2nd
Where do you stand with
meeting the standard for
today:
4 A - Above Expectations
3 B - Met Expectations
2 C - Approaching Expectations
1 D - Below Expectations
0 F - Didn't Meet Expectations

Movement	None
Participation	Writing

Clean-Up

What You Will Do: (3 MINS)

Conversation At a Level-1.

Help You can raise your hand to receive help on the...

Activities Clean-Up Time

ARTISTS DUTIES	
3	ART ADVISOR
4	MATERIALS MANAGER
1	SKETCHBOOK SUPERVISOR
2	WASTE WATCHDOG

Movement Moving around the tables

Participation Cleaning

Class Reflection

Did you follow CHAMP during...

Class Rubric	“-” Needs Improvement	“+” Excellent
1. Entry & BW		
2. Instruction		
3. Activity		
4. Weekly Reflection		
5. Clean-up		

E=All +'s, S=3 or 4 +'s, N=0-2+'s

Does the class deserve an E, S, or N?