

## What You Will Do: (5 MINS)

Conversation	At a Level-0.
Help	You can raise your hand to receive help on the...
Activities	Bellwork

# Monday BELLWORK - Week 9

10/9/17

Using a new Page in your sketchbook Let's Describe this work of art!


Describe What you see! the COLORS, LINES, SHAPES, SPACES, and TEXTURE you see.

Title: Self-Portrait with Monkey and Parrot

Artist: Frida Kahlo

Year Made: 1942

Movement	None
Participation	Writing



**(Write what's in Red!)**

## **W.A.P. S. Week 9**

**Monday 10-9-17**

**Unit:** Drawing

**Project:** Pen & Ink - Reflection & Presentation

**Due:** Monday 10-16-17

**Essential Question : EQ:** Why do artists reflect on their work?

**What will I learn today:**Evaluate artwork objectively during group assessment to determine areas for refinement. VA.68.C.2.2

**How I will learn it? (Agenda)**

**-Reflection- Complete the questions and upload to Artsonia**

## **How do I know I learned it?**

When I can score at least a 3 on the scale

4	I can correctly complete this activity innovatively.
3	I can correctly complete this activity independently
2	I can correctly complete this activity using peers assistance
1	I can correctly complete this activity using teacher assistance

**How can I use it?  
in future projects.**

## **Reminders:**

**- Find your Make-up work at  
katundra.com**

**-Upload Bellwork Week 8 to Artsonia by  
Friday**

## Conceptual Inking Artist Statement Questions

1. What principle of art did you focus on in this art piece? Explain
2. What are some techniques you learned while creating this artwork?
3. How did you use ideas from cultural, historical, or artistic references to create your artwork?
4. What was the inspiration for creating this piece of artwork?
5. What would you change if you were to create it again? Why?

## What You Will Do: (5 MINS)

Conversation	At a Level-0.
Help	You can raise your hand to receive help on the...
Activities	Bellwork

### Tuesday BELLWORK - Week 9 - 10/10/17

#### Analyze this work of art!


How did the artist organize this work of art using the Principles of Design? Choose 3 to explain.

Title: Self-Portrait with Monkey and Parrot

Artist: Frida Kahlo

Year Made: 1942

Movement	None
Participation	Writing



**(Write what's in Red!)**

## **W.A.P. S. Week 9**

**Tuesday 10-10-17**

**Unit:** Drawing

**Project:** Pen & Ink - Reflection & Presentation

**Due:** Monday 10-16-17

**Essential Question:** **EQ:** Why do artists reflect on their work?

**What will I learn today:** Evaluate artwork objectively during group assessment to determine areas for refinement. VA.68.C.2.2

**How I will learn it? (Agenda)**

**-Reflection- Complete the questions and upload to Artsonia**

**How do I know I learned it?**

When I can score at least a 3 on the scale

4	I can correctly complete this activity innovatively.
3	I can correctly complete this activity independently
2	I can correctly complete this activity using peers assistance
1	I can correctly complete this activity using teacher assistance

**How can I use it?  
in future projects.**

**Reminders:**

**- Find your Make-up work at  
katundra.com**

**-Upload Bellwork Week 8 to Artsonia by  
Friday**



## What You Will Do: (5 MINS)

Conversation	At a Level-0.
Help	You can raise your hand to receive help on the...
Activities	Bellwork

### Wednesday BELLWORK - Week 9 - 10/11/17


#### Compare and Contrast the 2 works of art!

Tell me 3 descriptions for each 3 categories.

Title: Self-Portrait with Monkey and Parrot

Artist: Frida Kahlo

Year Made: 1942



Title: *Roots*

Artist: Frida Kahlo

Year Made: 1943

Movement	None
Participation	Writing

**(Write what's in Red!)**

## **W.A.P. S. Week 9**

**Wednesday 10-10-17**

**Unit:** Sketchbook Prompt  
(Mrs. Stewart is out)

**Essential Question :** **EQ:** How do artist  
use imagination to create?

### **What will I learn today:**

Create imaginative works to include  
background knowledge or information  
from other subjects. VA.68.H.3.3

### **How I will learn it? (Agenda)**

**-Choose a prompt from the 100  
Sketchbook Prompts located in the  
Art Binder at your table**

**-Draw the prompt and add color  
using the 8.5x11 paper on the  
Materials Counter**

### **How do I know I learned it?**

If you can show me the following at an independent level:

- 1.Theme from the Prompt 4 3 2 1
2. Principle of Design 4 3 2 1
3. Following Directions 4 3 2 1
4. Craftsmanship 4 3 2 1

- 4 A - Above Expectations
- 3 B - Met Expectations
- 2 C - Approaching Expectations
- 1 D - Below Expectations
- 0 F - Didn't Meet Expectations

### **What do I need? (materials)**

- Pencil
- 8.5 x 11 Paper ( materials counter)
- Colored Pencils ( materials counter)

### **Reminders:**

- Be on your best behavior
- If the Sub leave names for negative  
behavior, you will have an after school  
detention
  - If for positive, then an award

**(Write what's in Red!)**

## **W.A.P. S. Week 9**

**Wednesday 10-11-17**

**Unit:** Drawing

**Project:** Pen & Ink - Reflection & Presentation

**Due:** Monday 10-16-17

**Essential Question:** **EQ:** Why do artists reflect on their work?

**What will I learn today:** Evaluate artwork objectively during group assessment to determine areas for refinement. VA.68.C.2.2

**How I will learn it? (Agenda)**

**-Start Presentations**

**How do I know I learned it?**

When I can score at least a 3 on the scale

4	I can correctly complete this activity innovatively.
3	I can correctly complete this activity independently
2	I can correctly complete this activity using peers assistance
1	I can correctly complete this activity using teacher assistance

**How can I use it?  
in future projects.**

**Reminders:**

**- Find your Make-up work at  
katundra.com**

**-Upload Bellwork Week 8 to Artsonia by  
Friday**



## What You Will Do: (5 MINS)


Conversation	At a <b>Level-0</b> .
Help	You can raise your hand to receive help on the...
Activities	Bellwork

### Thursday BELLWORK - Week 9 - 10/12/17

Using the paper in your sketchbook let's draw the work of art!

Start sketching the large shape and then focus on the smaller parts.

Title: Self-Portrait with  
Monkey and Parrot  
Artist: Frida Kahlo  
Year Made: 1942



Movement	None
Participation	Writing

**(Write what's in Red!)**

**W.A.P. S. Week 9**

**Thursday 10-12-17**

**Lesson: Organization**

**Essential Question : EQ:** How can artists use structure?

**What will I learn today:**

Look for and make use of structure..

MAFS.K12.MP.7.1

**How I will learn it? (Agenda)**

**-Grade Art Folders**

**-Finish Drawing the prompt from yesterday and add color**

**How do I know I learned it?**

If you can show me the following at a C or above:

1. Folder Organization 4 3 2 1
2. Class Procedures 4 3 2 1
3. Weekly Art Participation Sheet 4 3 2 1
4. Project Notes 4 3 2 1
5. Project Reflection 4 3 2 1

- 4 A - Above Expectations
- 3 B - Met Expectations
- 2 C - Approaching Expectations
- 1 D - Below Expectations
- 0 F - Didn't Meet Expectations

**What do I need? (materials)**

- Art Folder Rubric( materials counter)
- Colored Pencils or Markers( materials counter)

**Reminders:**

- Make sure you have uploaded the following to Artsonia:
- Bellwork Weeks 5-9
- Sketches/Activities
- Project:Drawing Prompt
- Have parents go to Artsonia.com

## What You Will Do: (5 MINS)

Conversation	At a Level-0.
Help	You can raise your hand to receive help on the...
Activities	Bellwork

# Friday BELLWORK - Week 9 10/13/17

Interpret and Judge this work of art.

What is the purpose or meaning of the artwork? What do you think about the artwork? Does the work communicate an idea, feeling, or principle that would have benefit for others? Explain. How would you rate it? (3-4 sentences)

No School

Movement	None
Participation	Writing

During this Activity I should Hear and See:

C ONVERSATION	0	1	2	3
H ELP	RAISE YOUR HAND	ASK YOUR NEIGHBOR	ASK 3 Peers BEFORE ME	ASK NEW STUDENT
A CTIVITIES	PRESENTATION & INSTRUCTION	INDEPENDENT WORK	PARTNER WORK	GROUP WORK
M OVEMENT	NONE	Move to Materials Counter	Move to Materials Counter & Computers	Move Around The Tables
P ARTICIPATION	RAISE YOUR HANDS	DRAWING, WRITING & READING	SPEAKING	DISCUSSING
S OUND	No Music	Personal Music	Class Choice Music	Mrs. Stewart Music

## Reflection

### What You Will Do: (5 MINS)

Conversation

At a Level-0.

Help

You can raise your hand to receive help on the...

Activities

Reflection

On your Weekly Art Participation Sheet

Under the Reflection Section

**Tell me what you learned in details using a complete sentence.**

Movement

None

Participation

Writing



## Reflection

### What You Will Do: (5 MINS)

Conversation	At a Level-0.
Help	You can raise your hand to receive help on the...
Activities	Reflection
<p>On your Weekly Art Participation Sheet</p> <p>Under the Reflection Section</p> <p><b>Tell me what you did in details using a complete sentence.</b></p>	
Movement	None
Participation	Writing

## Clean-Up

### What You Will Do: (3 MINS)

Conversation

At a Level-1.

Help

You can raise your hand to receive help on the...

Activities

Clean-Up Time

ARTISTS DUTIES	
4	ART ADVISOR
1	MATERIALS MANAGER
2	SKETCHBOOK SUPERVISOR
3	WASTE WATCHDOG

Movement

Moving around the tables

Participation

Cleaning

# Class Reflection

Did you follow CHAMP during...

Class Rubric	“-” Needs Improvement	“+” Excellent
1. Entry & BW		
2. Instruction		
3. Activity		
4. Weekly Reflection		
5. Clean-up		

E=All +'s, S=3 or 4 +'s, N=0-2+'s

Does the class deserve an E, S, or N?