

Artist Choice Wk 5

Directions:

For Periods 1-4- Find the Sketchbook Prompt page in the Art Binder at your table and complete one of the prompts. Make sure you use the full page, add details, and shade with either color or graphite.

When done upload to Artsonia: **Stewart 1_31 Artist Choice wK 5**

Para los períodos 1 a 4: busque la página de mensajes del Sketchbook en Art Binder en su mesa y complete uno de los mensajes. Asegúrese de usar la página completa, agregar detalles y sombrear con color o grafito.




Today is Monday

Directions:

For Periods 6-7 Go to last Friday's
Bellwork and write Mrs. Stewart
Absent.







Directions: Answer the EQ and copy the agenda.

Instrucciones: Responda el EQ y copie la agenda.

W.A.P. S. Week 5 q3

Monday 2-3-20

Essential Question : EQ: How would you classify a drawing or painting that shows contrasting values in order to show a light source?

¿Cómo clasificaría un dibujo o pintura que muestra valores contrastantes para mostrar una fuente de luz?

What will I learn:

The student will learn the concept of value in terms of art. The student will learn the importance of value in the development of drawings and paintings

How I will learn it? (Agenda)

-Periods 1-4 complete Artist Choice 2-2
-Take Quiz on Form and Value
-Complete Value Scale & Egg Exercise and upload to Artsonia

How do I know I learned it?

If you can score at least a 3 on the scale for the following:

How did you work during the activity

- 1 Relied on Teacher's Assistance,
- 2 Relied on Peers Assistance,
- 3 Independently,
- 4 Innovatively (You understand and you can help someone else)

Vocabulary:

Value - In terms of art, value is the darkness or lightness of a color.

Tints - Tints are lighter values of a color.

Shades - Shades are darker values of a color.

Light Source - Location from which light is emitted.


Chiaroscuro - A drawing and painting effect of applying contrasting values in order to create the illusion of light source.

Bellwork Week 5 - USE FULL PAGE

Directions:

This week you will use your full page to create this still-life. Your goal is to replicate what you see using your value scale. You need to show me the highlights, midtone, core shadow, casting shadow, and reflective highlight. You have the whole week to complete this so don't rush.

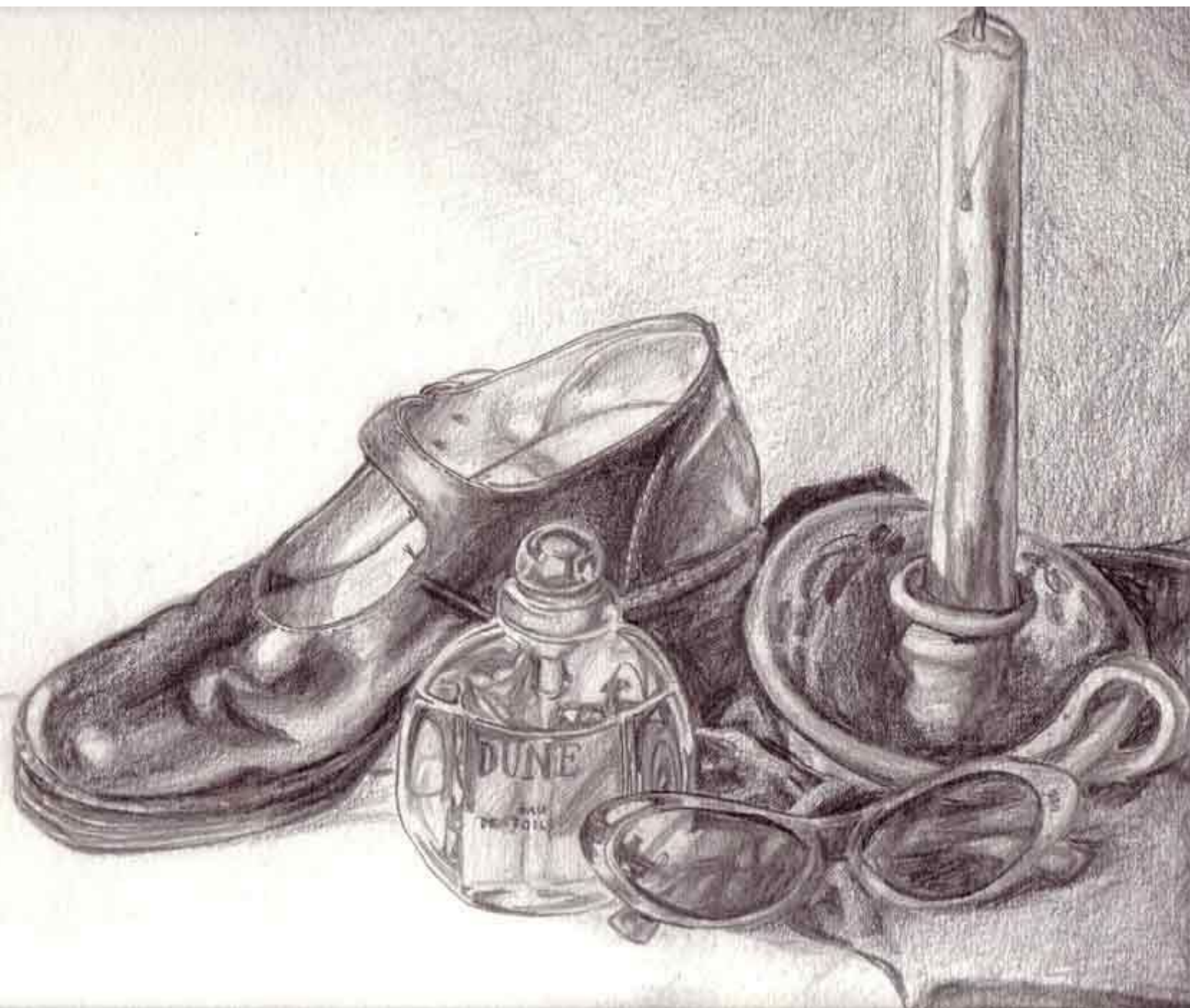
Esta semana usarás tu página completa para crear esta naturaleza muerta. Su objetivo es replicar lo que ve usando su escala de valor. Debe mostrarme los resaltados, el tono medio, la sombra central, la sombra proyectada y el resaltado reflectante. Tienes toda la semana para completar esto, así que no te apresures.











Directions: Answer the EQ and copy the agenda.

Instrucciones: Responda el EQ y copie la agenda.

W.A.P. S. Week 5 q3

Thursday 2-6-20

Essential Question: EQ: How would you classify a drawing or painting that shows lifeless objects?

¿Cómo clasificarías un dibujo o pintura que muestra objetos sin vida?

What will I learn:

The student will learn the concept of value in terms of art. The student will learn the importance of value in the development of drawings and paintings

How I will learn it? (Agenda)

-Discuss Still Life Art

-Practice Arranging a Still Life

How do I know I learned it?

If you can score at least a 3 on the scale for the following:

How did you work during the activity

1 Relied on Teacher's Assistance,

2 Relied on Peers Assistance,

3 Independently,

4 Innovatively (You understand and you can help someone else)

Vocabulary:

Value - In terms of art, value is the darkness or lightness of a color.

Tints - Tints are lighter values of a color.

Shades - Shades are darker values of a color.

Light Source - Location from which light is emitted.


Chiaroscuro - A drawing and painting effect of applying contrasting values in order to create the illusion of light source.

Bellwork Week 5 - USE FULL PAGE

Directions:

This week you will use your full page to create this still-life. Your goal is to replicate what you see using your value scale. You need to show me the highlights, midtone, core shadow, casting shadow, and reflective highlight. You have the whole week to complete this so don't rush.

Esta semana usarás tu página completa para crear esta naturaleza muerta. Su objetivo es replicar lo que ve usando su escala de valor. Debe mostrarme los resaltados, el tono medio, la sombra central, la sombra proyectada y el resaltado reflectante. Tienes toda la semana para completar esto, así que no te apresures.



Directions: Answer the EQ and copy the agenda.

Instrucciones: Responda el EQ y copie la agenda.

W.A.P. S. Week 5 q3

Friday 2-7-20

Essential Question : EQ: How would you classify a drawing or painting that shows lifeless objects?

¿Cómo clasificarías un dibujo o pintura que muestra objetos sin vida?

What will I learn:

The student will learn the concept of value in terms of art. The student will learn the importance of value in the development of drawings and paintings

How I will learn it? (Agenda)

- Discuss Still Life Art
- Practice Arranging a Still Life

How do I know I learned it?

If you can score at least a 3 on the scale for the following:

How did you work during the activity

- 1 Relied on Teacher's Assistance,
- 2 Relied on Peers Assistance,
- 3 Independently,
- 4 Innovatively (You understand and you can help someone else)

Vocabulary:

Value - In terms of art, value is the darkness or lightness of a color.

Tints - Tints are lighter values of a color.

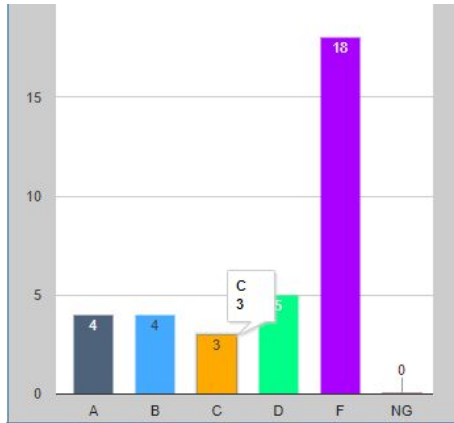
Shades - Shades are darker values of a color.

Light Source - Location from which light is emitted.

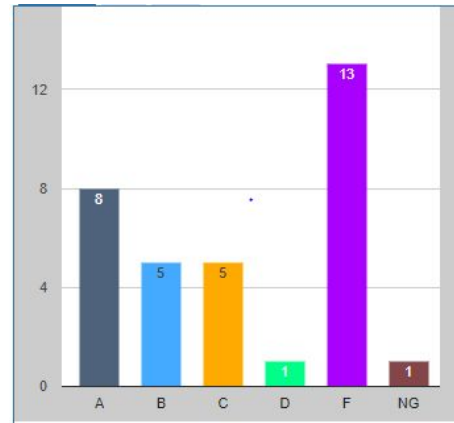
Chiaroscuro - A drawing and painting effect of applying contrasting values in order to create the illusion of light source.

Weeks 1-4 Grades

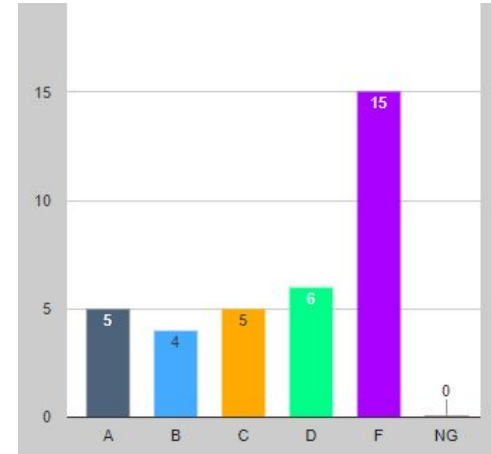
1st Per. - 51%



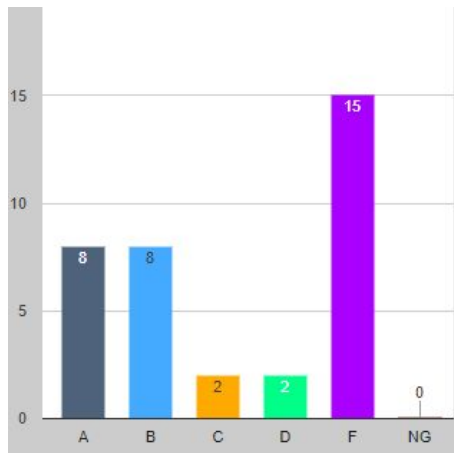
2nd Per. - 64%



3rd Per.- 57%

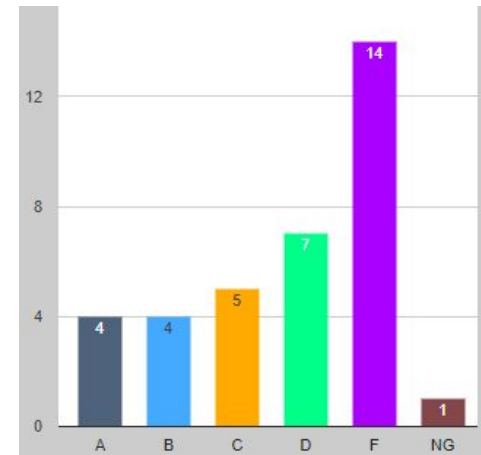


4th Per. - 60%



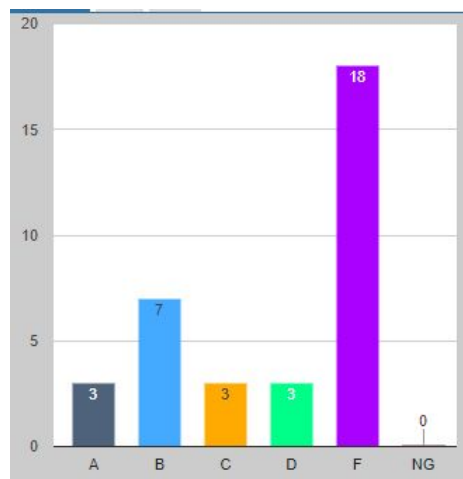
6th Per.- %

7th Per.- 59%

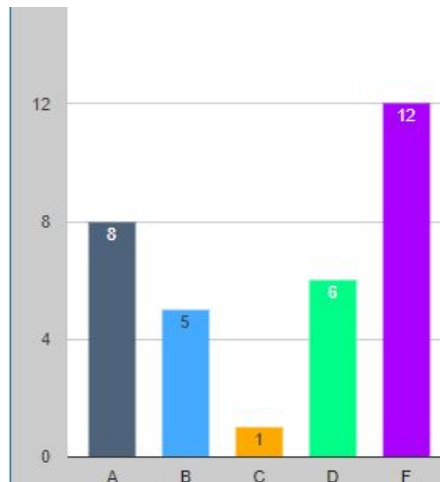


Weeks 1-3 Grades

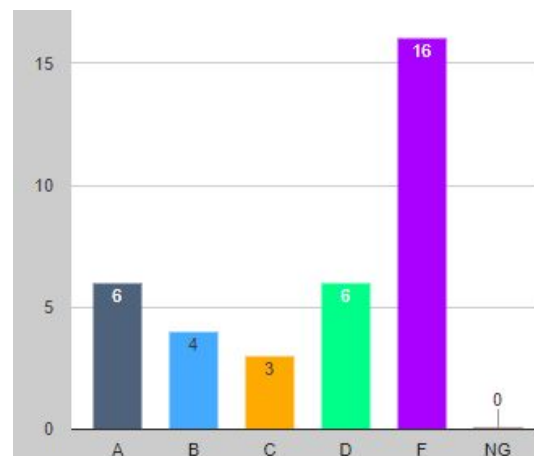
1st Per. - 50%



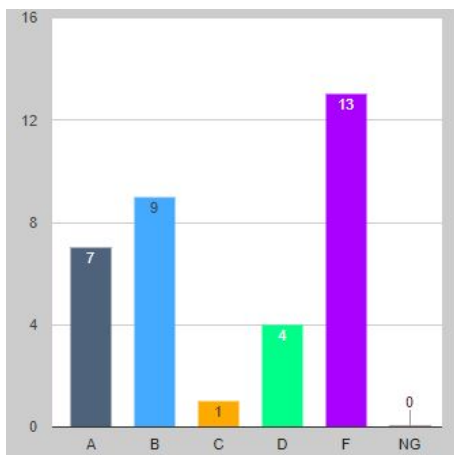
2nd Per. - 60%



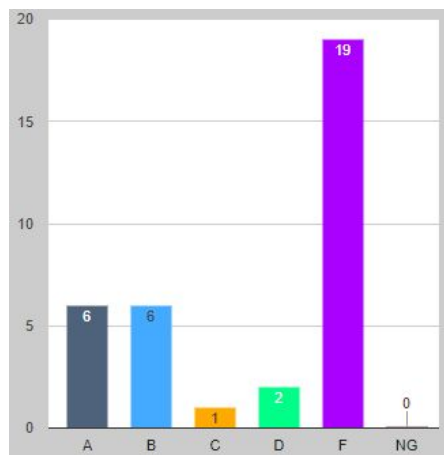
3rd Per.-57%



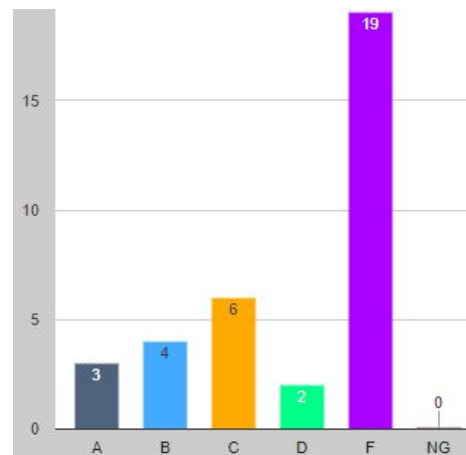
4th Per. - 61%



6th Per.-51%

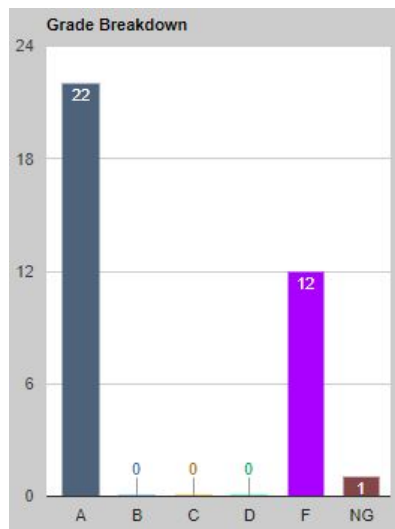


7th Per.-53%

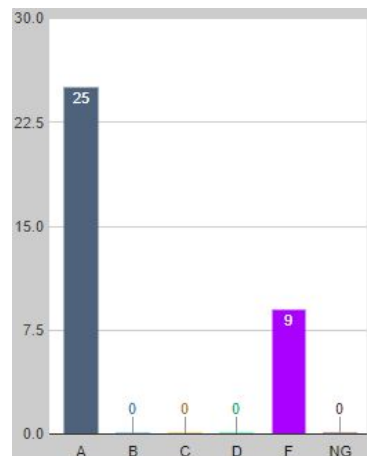


Week 1 Grades Update

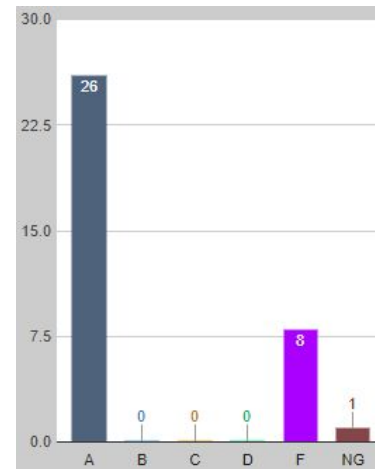
1st Per. - 85%



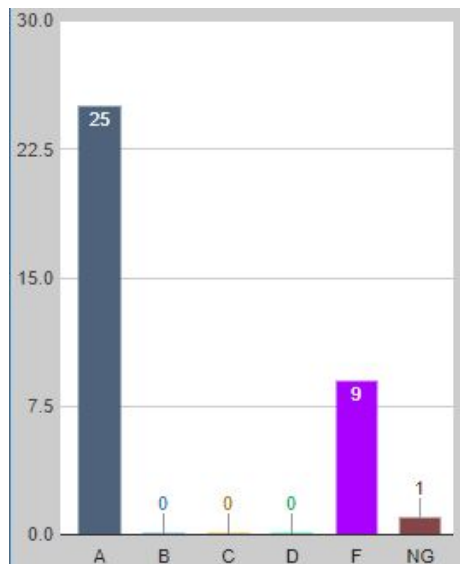
2nd Per. - 86%



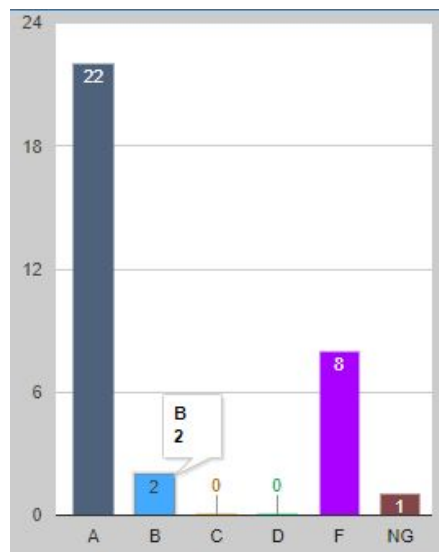
3rd Per.-97%



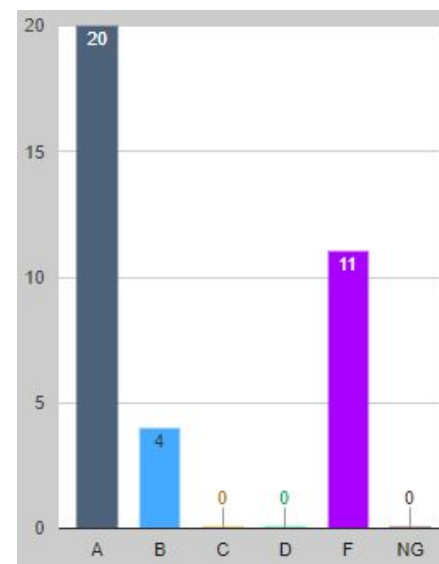
4th Per. - 95%



6th Per.-93%

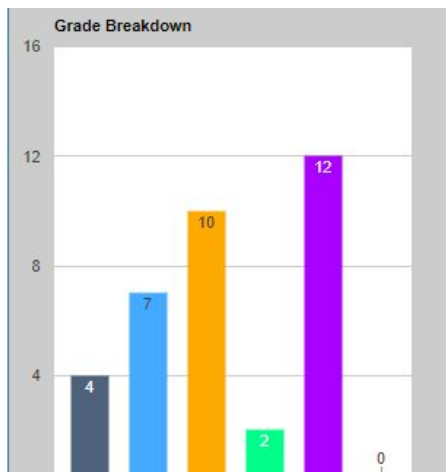


7th Per.-87%

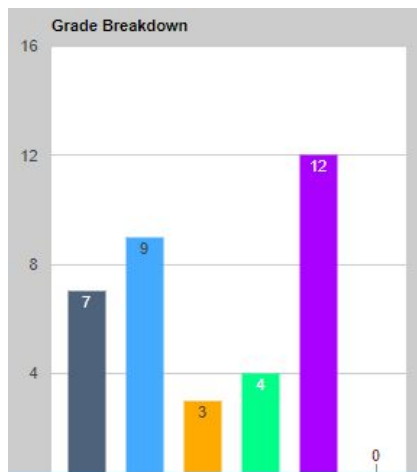


Weeks 1- 9 Grades

1st Per. - 62%



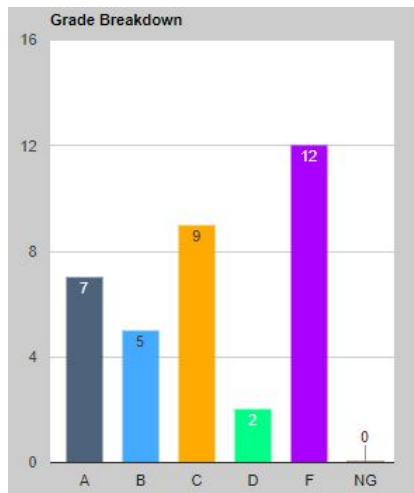
2nd Per. - 65%



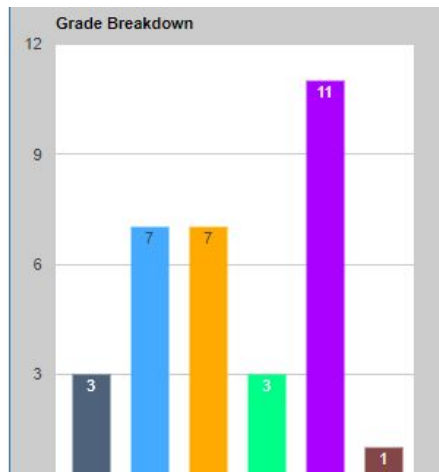
3rd Per.-66%



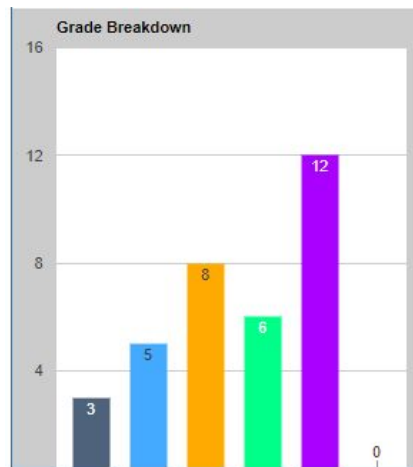
4th Per. - 64%



6th Per.-62%



7th Per.-62%



Reminders in Art:

General Info:

- If you were absent, excused or unexcused you need to make-up your work. You can find the assignments at Katundra.com
- Pay your Cash Art Lab Fee to participate in the art projects by Oct. 31st.
\$25 or \$20(if you are in another Art Class)
- Art Club on ThursdayS from 2-3 pm in Rm 2-113
- IF you don't have an A or B by the end of the grading period, then in the next quarter you will not have phone privileges during class

Artsonia Uploads for Quarter 3:

Week 1:

1. Stewart Week 09_q2 Bellwork(1) (Window closes 1/10 @ 11:59 p
2. **Stewart Week 01_q3 WAPS (1)** Window Closes 1/10 @ 11:59 p
3. Stewart 1/10 Final Drawing Hands with Shapes Window Closes 11/10 @ 11:59p

Week 2:

4. Stewart Week 01_q3 Bellwork(1) (Window closes 1/17 @ 11:59 p
5. Stewart 1/13 Draw Your Telephone Window Closes 1/17 @ 11:59p
6. Submit Artist Statement with Final Drawing Hands with Shapes 1/14 @11:59p
7. **Stewart_TAG Peer Comment** Window Closes 1/16 @ 11:59 p
8. **Stewart_TAG Your Comment** Window Closes 1/16 @ 11:59 p
9. **Stewart Week 02_q3 WAPS (1)** Window Closes 1/10 @ 11:59 p

Alternative Art Assignment:

(Starts after the current project-Nov.11)

You will write two, 5 paragraph expository essays, on two different topics. You will use the theme for the project and explain how you would draw it on the picture plane. You will explain what you would put in the foreground, middle ground, and background; along with how you would use the art technique you learned.

1. During Week 1: You will complete a mind map for the project theme. (25 pts)
2. During Week 1: You will create an outline for each essay. (50 pts)
3. During Week 2 and Week 3: You will write Two 5- paragraph essays . (One is due at the end of the week) (200 pts)
4. During Week 4: Exchange the essays with a peer (someone else doing this assignment) and do peer editing. (50 pts)
5. During Week 4: Upload a video of you reading your essay to Artsonia. Turn in the physical copy to me. (100 pts)

If you pay your fee during one of the steps you must complete the step before moving on.



Classroom Changes for Quarter 3:

Backpacks:

Your backpacks will be stored in the storage closet, under your assigned Table #. Your phones and headphones should be there as well.

Phones

If you have an A OR B from Quarter 2 then you have the privilege to use your phone.

***If you're not part of this group and your phone is out then you will be dismissed from the class for insubordination.**

Moving Around

There's no moving around during Activity Time until your class grade is at least a 75% at the time of Progress Reports.

What You Will Do: (5 MINS)- Reflection

Conversation	At a Level-1.
Help	You can raise your hand to receive help on the...
Activities	Upload and Reflection

UPLOAD ANY ASSIGNMENT THAT IS DUE to Artsonia ZWSYFKRS

Week 5:

1. Stewart Week 04_q3 Bellwork (Window closes 2/7 @ 5 p
2. Stewart 1_31 Artist Choice wK 5 (Window closes 2/3 @ 5 p
3. Stewart Still-life Img (Window closes 2/7 @ 5 p
4. Stewart Week 05_q3 WAPS Window Closes 2/7 @ 5 p

Directions:

1. Tell me about your work day in a complete sentence for example: what did you learn, what challenges or success you faced, etc.

2. How well do you understand the learning goal?

1-Not at All 2 3 4 Very Well - I can explain it to someone else

Stewart Progress Report Statement with Parent/Guardian Signature How did you work during the activity

1 Relied on Teacher's Assistance,
2 Relied on Peers Assistance,
3 Independently, 4 Innovatively
(You understand and you can help someone else)

Movement	None
Participation	Writing

Clean-Up

What You Will Do: (3 MINS)

Conversation At a Level-1.

Help You can raise your hand to receive help on the...

Activities Clean-Up Time

ARTISTS DUTIES	
3	PORTFOLIO ADVISOR
4	MATERIALS MANAGER
1	SKETCHBOOK SUPERVISOR
2	Backpack Assistant

Movement Moving around the tables

Participation Cleaning

During this Activity I should Hear and See:

	0	1	2	3
CONVERSATION				
HELP	RAISE YOUR HAND	ASK YOUR NEIGHBOR	ASK 3 Peers BEFORE ME	ASK NEW STUDENT
ACTIVITIES	PRESENTATION & INSTRUCTION	INDEPENDENT WORK	PARTNER WORK	GROUP WORK
MOVEMENT	NONE	Move to Materials Counter	Move to Materials Counter & Computers	Move Around The Tables
PARTICIPATION	RAISE YOUR HANDS	DRAWING, WRITING & READING	SPEAKING	DISCUSSING
SOUND	No Music	Personal Music	Class Choice Music	Mrs. Stewart Music