


What You Will Do: (5 MINS)

Conversation	Level-0
Help	Raise Your Hand
Activities	Bellwork

Monday BELLWORK 8/19/19

1. Make sure phones, ear buds, food and drinks are placed in your backpack. Place your backpacks under the table. Thanks!
2. On a new manila paper, draw the image on the right.
3. Make sure you write your name, date, per., & table #



Movement	None
Participation	Drawing

(Write what's in Red!)

W.A.P.S Week 2 q1

Unit: Introduction

Project: About Me Poster

Due: Tuesday 8-27-19

Monday 8-19-19

EQ (Essential Question):

What do we have in common?

What will I learn today:

Draw evidence from informational texts to support analysis, reflection, and research.

How I will learn it? (Agenda)

-Complete Group Activity p.1&2

-Create and Present Code of Conduct Poster p.4-7

How do I know I learned it?

If you can score at least a 3 on the scale for the following:

Theme:

Student fills the space and shows good evidence of the theme.

Technique:

Student Fills the space and shows good evidence of a technique.

Elements and Principles of Design

Student shows **good** evidence of the Es and Ps in a good balanced design.

Followed Directions Student followed directions of assignment creatively. Also, follows Art Room Rules.

Craftsmanship

Student's artwork appears thoughtfully planned; very neatly done; shows unity; "Hanging Quality Work."

4 A Above Expectations

3 B - Met Expectations

2 C - Approaching Expectations

1 D - Below Expectations

Reminders:

-Sign up for Artsonia


**Uploads for the week: Bellwork Week 2,
Sketch of About Me Poster**

What You Will Do: (5 MINS)

Conversation	Level-2
Help	Ask 3 Before Me
Activities	Poster for Code of Conduct

Directions:

1. Pair up with someone from your Find Someone Who worksheet.
2. Use your phone and Google search Polk County Schools Code of Conduct
3. Read the page assigned and select key points
4. Create a poster using the key points.



4th period –Technology policies/Rights and Responsibilities
pg. xii – Pg. 5

6th period – Discipline and Appeal Procedures pg. 19 – pg. 29

7th period – Breaches of Contract/ Forms pg. 30 – pg. 52

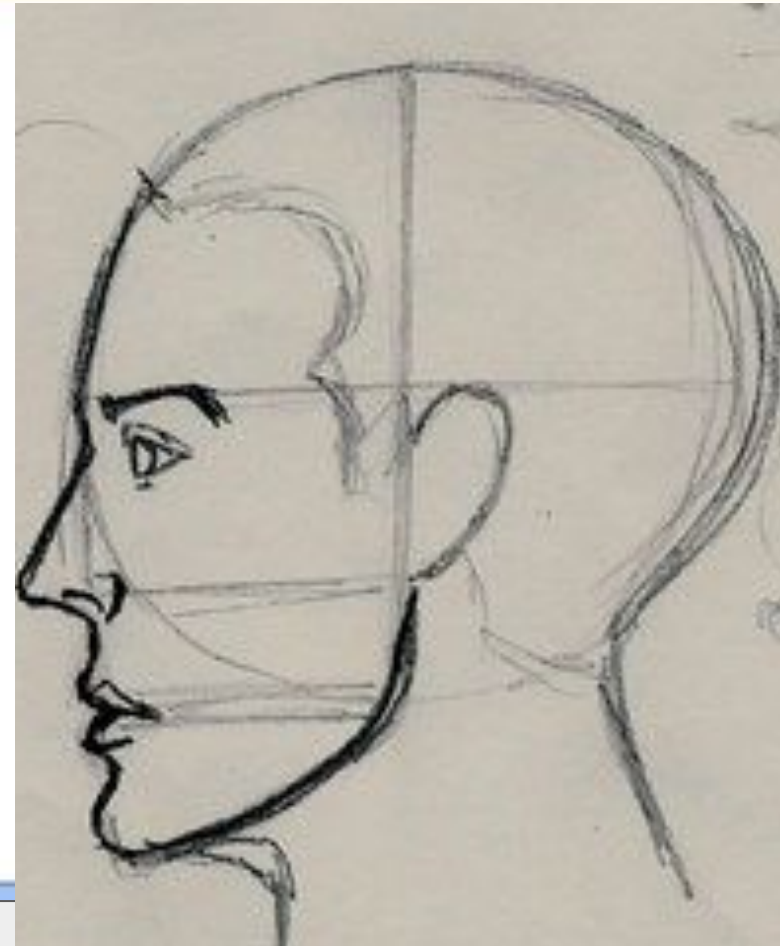
Movement	Around the room
Participation	Talking No Phone
Sound	Instructor Music

What You Will Do: (5 MINS)

Conversation	Level-0
Help	Raise Your Hand
Activities	Bellwork

Tuesday BELLWORK 8/20/19

1. Make sure phones, ear buds, food and drinks are placed in your backpack. Place your backpacks under the table. Thanks!
2. Redraw the image on the right.
3. Make sure you write your name, date, per., & table #



Movement	None
Participation	Drawing

(Write what's in Red!)

W.A.P.S Week 2 q1

Unit: Introduction

Project: About Me Poster

Due: Tuesday 8-27-19

Tuesday 8-20-19

EQ (Essential Question):

What represents you?

What will I learn today:

I will learn how to create works of art that include symbolism, personal experiences, or philosophical view to communicate with an audience.

How I will learn it? (Agenda)

-Discuss characteristics about you

-Create a Sketch of the About Me Poster

How do I know I learned it?

If you can score at least a 3 on the scale for the following:

Theme:

Student fills the space and shows good evidence of the theme.

Technique:

Student Fills the space and shows good evidence of a technique.

Elements and Principles of Design

Student shows **good** evidence of the Es and Ps in a good balanced design.

Followed Directions Student followed directions of assignment creatively. Also, follows Art Room Rules.

Craftsmanship

Student's artwork appears thoughtfully planned; very neatly done; shows unity; "Hanging Quality Work."

4 A Above Expectations

3 B - Met Expectations

2 C - Approaching Expectations

1 D - Below Expectations

Reminders:

-Sign up for Artsonia

Uploads for the week: Bellwork Week 2,
Sketch of About Me Poster

What You Will Do: (5 MINS)

Conversation	Level-2
Help	Ask 3-Before Me
Activities	Sketching About Me Poster

On the back of your bellwork paper create a sketch of a poster design that is about you. You must include the following:


Info About You

- ☐ Selfie
- ☐ Name
- ☐ Nickname
- ☐ Hometown
- ☐ Grade Level
- ☐ Special talent, hobby, or interest
- ☐ Planned College or Profession

Elements of Art

- ☐ Line
- ☐ Shape
- ☐ Form
- ☐ Value
- ☐ Space
- ☐ Texture
- ☐ Color

Movement	Material's Counter
Participation	Drawing



What You Will Do: (5 MINS)

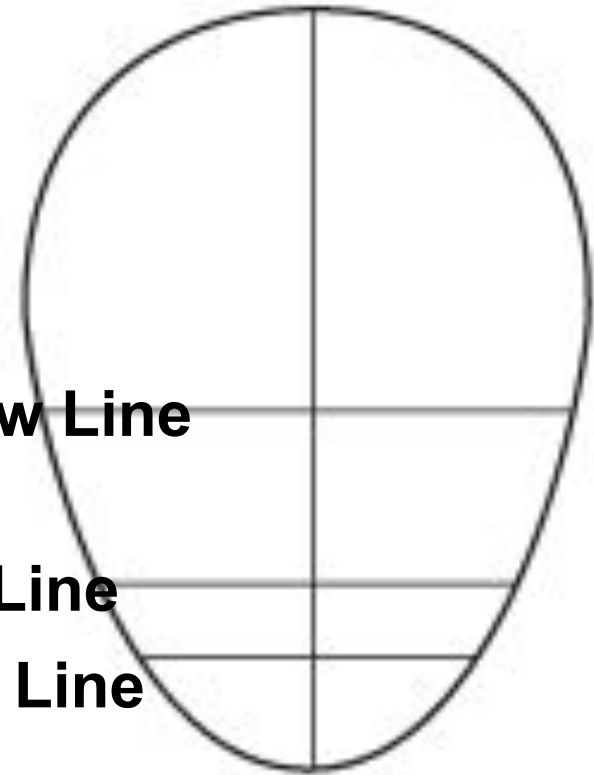
Conversation	Level-0
Help	Raise Your Hand
Activities	Bellwork

Wednesday BELLWORK 8/21/19

1. Make sure phones, ear buds, food and drinks are placed in your backpack. Place your backpacks **Brow Line** under the table. Thanks!
2. Draw the image on the right.
3. Make sure you write your name, date, per., & table # in the top right corner.

Nose Line

Lip Line



A third of the way down from the nose line draw a third horizontal line. This is where the mouth will go.

Movement	Materials Counter
Participation	Drawing

(Write what's in Red!)

W.A.P.S Week 2 q1

Unit: Introduction

Project: About Me Poster

Due: Tuesday 8-27-19

Wednesday 8-21-19

EQ (Essential Question):

What represents you?

What will I learn today:

I will learn how to create works of art that include symbolism, personal experiences, or philosophical view to communicate with an audience.

How I will learn it? (Agenda)

-Start Final for the About Me Poster

How do I know I learned it?

If you can score at least a 3 on the scale for the following:

Theme:

Student fills the space and shows good evidence of the theme.

Technique:

Student Fills the space and shows good evidence of a technique.

Elements and Principles of Design

Student shows **good** evidence of the Es and Ps in a good balanced design.

Followed Directions Student followed directions of assignment creatively. Also, follows Art Room Rules.

Craftsmanship

Student's artwork appears thoughtfully planned; very neatly done; shows unity; "Hanging Quality Work."

4 A Above Expectations

3 B - Met Expectations

2 C - Approaching Expectations

1 D - Below Expectations


Reminders:

-Sign up for Artsonia

**Uploads for the week: Bellwork Week 2,
Sketch of About Me Poster**

What You Will Do: (5 MINS)

Conversation	Level-2
Help	Ask 3 Before Me
Activities	Drawing About Me Poster



Using the white 9x12 paper create a poster design that is about you. You must include the following:

Info About You

- ☐ Selfie
- ☐ Name
- ☐ Nickname
- ☐ Hometown
- ☐ Grade Level
- ☐ Special talent, hobby, or interest
- ☐ Planned College or Profession

Elements of Art

- ☐ Line
- ☐ Shape
- ☐ Form
- ☐ Value
- ☐ Space
- ☐ Texture
- ☐ Color

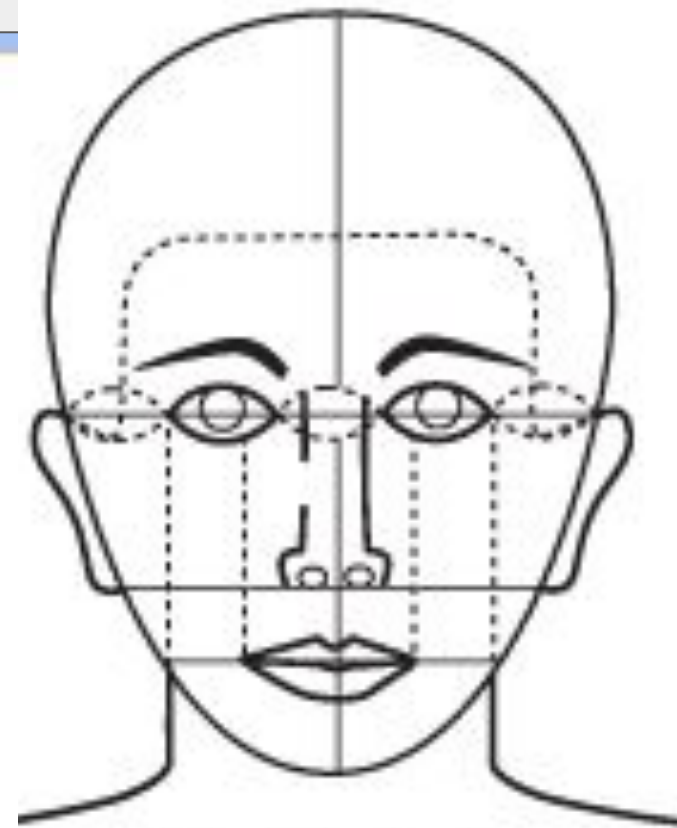
Movement	Materials Counter
Participation	Drawing- Phone
Sound	Personal Music

What You Will Do: (5 MINS)

Conversation	Level-0
Help	Raise Your Hand
Activities	Bellwork

Thursday BELLWORK 8/22/19

1. Make sure phones, ear buds, food and drinks are placed in your backpack. Place your backpacks under the table. Thanks!
2. Draw the image on the right.
3. Make sure you write your name, date, per., & table # in the top right corner.



Draw the neck by drawing a vertical line from the outer corner of the eye on each side to achieve the correct width.

Movement	Materials Counter
Participation	Drawing

(Write what's in Red!)

W.A.P.S Week 2 q1

Unit: Introduction

Project: About Me Poster

Due: Tuesday 8-27-19

Thursday 8-22-19

EQ (Essential Question):

What represents you?

What will I learn today:

I will learn how to create works of art that include symbolism, personal experiences, or philosophical view to communicate with an audience.

How I will learn it? (Agenda)

-Day 2 for the About Me Poster

How do I know I learned it?

If you can score at least a 3 on the scale for the following:

Theme:

Student fills the space and shows good evidence of the theme.

Technique:

Student Fills the space and shows good evidence of a technique.

Elements and Principles of Design

Student shows **good** evidence of the Es and Ps in a good balanced design.

Followed Directions Student followed directions of assignment creatively. Also, follows Art Room Rules.

Craftsmanship

Student's artwork appears thoughtfully planned; very neatly done; shows unity; "Hanging Quality Work."

4 A Above Expectations

3 B - Met Expectations

2 C - Approaching Expectations

1 D - Below Expectations

Reminders:

-Sign up for Artsonia

Uploads for the week: Bellwork Week 2,
Sketch of About Me Poster

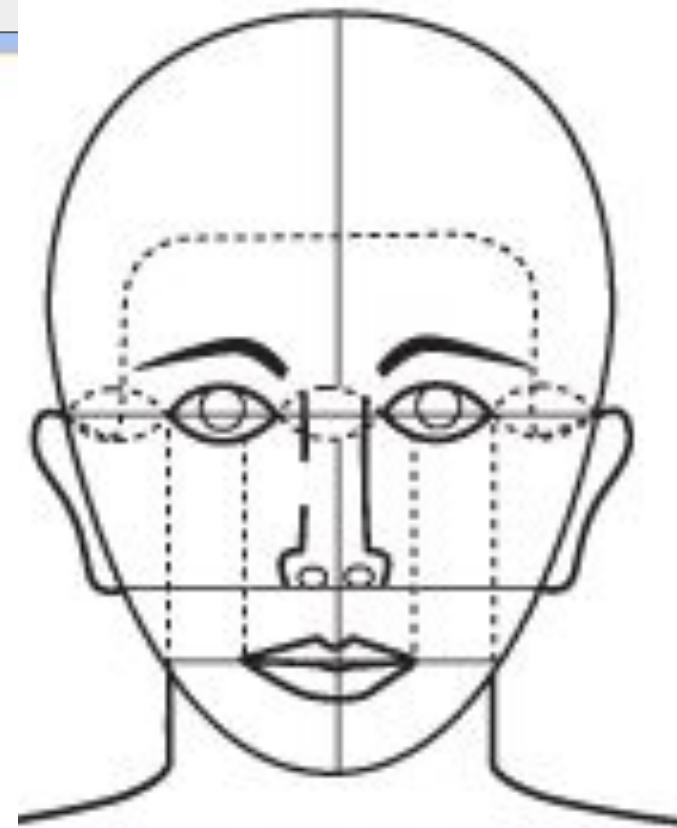
What You Will Do: (5 MINS)

Conversation	Level-0
Help	Raise Your Hand
Activities	Bellwork

Friday BELLWORK 8/23/19

1. Make sure you're wearing your ID badge. Also make sure your phones, ear buds, food and drinks are placed in your backpack. Place your backpacks under the table. Thanks!
2. Draw the image on the right.
3. Make sure you write your name, date, per., & table # in the top right corner.

Movement	Materials Counter
Participation	Drawing



Draw the neck by drawing a vertical line from the outer corner of the eye on each side to achieve the correct width.

(Write what's in Red!)

W.A.P.S Week 2 q1

Unit: Introduction

Project: About Me Poster

Due: Tuesday 8-27-19

Friday 8-23-19

EQ (Essential Question):

What represents you?

What will I learn today:

I will learn how to create works of art that include symbolism, personal experiences, or philosophical view to communicate with an audience.

How I will learn it? (Agenda)

-Drawing the About Me Poster
Day 3 of 5

-Upload Bellwork Wk 2 and
Sketch for the About Me Poster

How do I know I learned it?

If you can score at least a 3 on the scale for the following:

Theme:

Student fills the space and shows good evidence of the theme.

Technique:

Student Fills the space and shows good evidence of a technique.

Elements and Principles of Design

Student shows **good** evidence of the Es and Ps in a good balanced design.

Followed Directions Student followed directions of assignment creatively. Also, follows Art Room Rules.

Craftsmanship

Student's artwork appears thoughtfully planned; very neatly done; shows unity; "Hanging Quality Work."

4 A Above Expectations

3 B - Met Expectations

2 C - Approaching Expectations

1 D - Below Expectations

Reminders:

-Sign up for Artsonia

Uploads for the week: Bellwork Week 2,
Sketch of About Me Poster

Access Code:

ZWSY-FKRS



PROJECT TITLE: About Me Poster

TIME FRAME: 5 DAYS

MATERIALS: 9 X 12 Drawing Paper, Pencil, Colored Pencils, Markers

Directions:

Create a poster design that is about you, using the elements of art. You need to include the following information as visuals instead of text:



Info About You

- ☐ Selfie
- ☐ Name
- ☐ Nickname
- ☐ Hometown
- ☐ Grade Level
- ☐ Special talent, hobby, or interest
- ☐ Planned College or Profession

Elements of Art

- ☐ Line
- ☐ Shape
- ☐ Form
- ☐ Value
- ☐ Space
- ☐ Texture
- ☐ Color

What You Will Do: (5 MINS)- Reflection

Conversation	At a Level-0.
Help	You can raise your hand to receive help on the...
Activities	Reflection

1st

On your Weekly Art
Participation Sheet
Under the Reflection
Section

**Tell me what you learned
or did in details using a
complete sentence.**

2nd

Where do you stand with meeting the
standard for today:

1. Theme- 4 3 2 1
2. Technique 4 3 2 1
3. Elements/Principles 4 3 2 1
4. Following Directions 4 3 2 1
5. Craftsmanship 4 3 2 1

4 A - Above Expectations

3 B - Met Expectations

2 C - Approaching Expectations

1 D - Below Expectations

Movement	None
Participation	Writing

Clean-Up

What You Will Do: (3 MINS)

Conversation At a Level-1.

Help You can raise your hand to receive help on the...

Activities Clean-Up Time

ARTISTS DUTIES	
4	ART ADVISOR
1	MATERIALS MANAGER
2	SKETCHBOOK SUPERVISOR
3	WASTE WATCHDOG

Movement Moving around the tables

Participation Cleaning

Class Reflection

Did you follow CHAMP during...

Class Rubric	“-” Needs Improvement	“+” Excellent
1. Entry & BW		
2. Instruction		
3. Activity		
4. Weekly Reflection		
5. Clean-up		

E=All +’s, S=3 or 4 +’s, N=0-2+’s

Does the class deserve an E, S, or N?

During this Activity I should Hear and See:

	0	1	2	3
CONVERSATION	0	1	2	3
HELP	RAISE YOUR HAND	ASK YOUR NEIGHBOR	ASK 3 Peers BEFORE ME	ASK NEW STUDENT
ACTIVITIES	PRESENTATION & INSTRUCTION	INDEPENDENT WORK	PARTNER WORK	GROUP WORK
MOVEMENT	NONE	Move to Materials Counter	Move to Materials Counter & Computers	Move Around The Tables
PARTICIPATION	RAISE YOUR HANDS	DRAWING, WRITING & READING	SPEAKING	DISCUSSING
SOUND	No Music	Personal Music	Class Choice Music	Mrs. Stewart Music