


Example



What You Will Do: (5 MINS)

Conversation	At a Level-0 .
Help	You can raise your hand to receive help on the...
Activities	Bellwork

Monday BELLWORK - Week 9 q2

12/11/17

Prediction in Art:

Using what you know from looking at the image, make a guess of what will/could happen next and draw it. Be creative!

Day:1

Title: Red Cross Train

Artist: Gino Severini



Draw what will/could happen next

Movement	None
Participation	Drawing

(Write what's in Red!)

W.A.P. S. Week 9 q2

Monday 12-11-17

Unit: Rhythm and Movement

Lesson: Rhythm in Layers

Due Date: Friday 12-19-17

Essential Question : EQ: How can movement be seen in art?

What will I learn today: Identify rhythm as a principle of design that indicates movement by the repetition of elements.

How I will learn it? (Agenda)

Refer to the lesson provided by instructor

How do I know I learned it?

If you can score at least a 3 on the scale for the following:

Theme: Rhythm and Movement

Student **fills** the space and shows **good** evidence of the theme.

Technique: Low Relief

Student **Fills** the space and shows **good** evidence of a technique.

Elements and Principles of Design

Student shows **good** evidence of the Es and Ps in a good balanced design.

Followed Directions

Student followed directions of assignment creatively. Also, follows Art Room Rules.

Craftsmanship

Student's artwork appears thoughtfully planned; very neatly done; shows unity; **"Hanging Quality Work."**

4 A - Above Expectations

3 B - Met Expectations

2 C - Approaching Expectations

1 D - Below Expectations

Reminders:

If you're out go to Katundra.com for makeup work

-Upload the following

-Bellwork wk 8 by Thursday

Name _____ Date _____

KWL Chart

Before you begin your research, list details in the first two columns. Fill in the last column after completing your research.

Topic _____		
What I Know	What I Want to Know	What I Learned



PRINCIPLES OF DESIGN

MOVEMENT / RHYTHM

YOUR NAME : _____

CLASS : _____

LEFT TO RIGHT

UP AND DOWN

TRIANGLE

CIRCULAR

DEFINITION:

IN THIS ARTWORK, _____,
EXPLAIN HOW RHYTHM IS USED.....

What You Will Do: (5 MINS)

Conversation	At a Level-0 .
Help	You can raise your hand to receive help on the...
Activities	Bellwork

Tuesday BELLWORK - Week 9 q2

12/12/17

Continue

Prediction in Art:

Using what you know from looking at the image, make a guess of what will/could happen next and draw it. Be creative!

Day:2

Title: Red Cross Train

Artist: Gino Severini



Draw what will/could happen next

Movement	None
Participation	Drawing

(Write what's in Red!)

W.A.P. S. Week 9 q2

Tuesday 12-12-17

Unit: Rhythm and Movement

Lesson: Rhythm in Layers

Due Date: Friday 12-19-17

Essential Question : EQ: How can movement be seen in art?

What will I learn today: Identify rhythm as a principle of design that indicates movement by the repetition of elements.

How I will learn it? (Agenda)

Refer to the lesson provided by instructor

How do I know I learned it?

If you can score at least a 3 on the scale for the following:

Theme: Rhythm and Movement

Student **fills** the space and shows **good** evidence of the theme.

Technique: Low Relief

Student **Fills** the space and shows **good** evidence of a technique.

Elements and Principles of Design

Student shows **good** evidence of the Es and Ps in a good balanced design.

Followed Directions

Student followed directions of assignment creatively. Also, follows Art Room Rules.

Craftsmanship

Student's artwork appears thoughtfully planned; very neatly done; shows unity; **"Hanging Quality Work."**

4 A - Above Expectations

3 B - Met Expectations

2 C - Approaching Expectations

1 D - Below Expectations

Reminders:

If you're out go to Katundra.com for makeup work

-Upload the following

-Bellwork wk 8 by Thursday

What You Will Do: (5 MINS)

Conversation	At a Level-0 .
Help	You can raise your hand to receive help on the...
Activities	Bellwork

Wednesday BELLWORK - Week 9 q2

12/13/17

Continue

Prediction in Art:

Using what you know from looking at the image, make a guess of what will/could happen next and draw it. Be creative!

Title: Lorna

Artist: Chuck Close



Draw what will/could happen next

Movement	None
Participation	Drawing

(Write what's in Red!)

W.A.P. S. Week 9 q2

Wednesday 12-13-17

Unit: Rhythm and Movement

Lesson: Rhythm in Layers

Due Date: Friday 12-19-17

Essential Question : EQ: How can movement be seen in art?

What will I learn today: Identify rhythm as a principle of design that indicates movement by the repetition of elements.

How I will learn it? (Agenda)

Refer to the lesson provided by instructor

How do I know I learned it?

If you can score at least a 3 on the scale for the following:

Theme: Rhythm and Movement

Student **fills** the space and shows **good** evidence of the theme.

Technique: Low Relief

Student **Fills** the space and shows **good** evidence of a technique.

Elements and Principles of Design

Student shows **good** evidence of the Es and Ps in a good balanced design.

Followed Directions

Student followed directions of assignment creatively. Also, follows Art Room Rules.

Craftsmanship

Student's artwork appears thoughtfully planned; very neatly done; shows unity; **"Hanging Quality Work."**

4 A - Above Expectations

3 B - Met Expectations

2 C - Approaching Expectations

1 D - Below Expectations

Reminders:

If you're out go to Katundra.com for makeup work

-Upload the following

-Bellwork wk 8 by Thursday

What You Will Do: (5 MINS)

Conversation	At a Level-0.
Help	You can raise your hand to receive help on the...
Activities	Bellwork

Thursday BELLWORK - Week 9 q2


12/14/17

Prediction in Art:

Using what you know from looking at the image, make a guess of what will/could happen next and draw it. Be creative!

Title: Agnes

Artist: Chuck Close



Draw what will/could happen next

Movement	None
-----------------	-------------

Participation	Drawing
----------------------	----------------

(Write what's in Red!)

W.A.P. S. Week 9 q2

Thursday 12-14-17

Unit: Rhythm and Movement

Lesson: Rhythm in Layers

Due Date: Friday 12-19-17

Essential Question : EQ: How can movement be seen in art?

What will I learn today: Identify rhythm as a principle of design that indicates movement by the repetition of elements.

How I will learn it? (Agenda)

Refer to the lesson provided by instructor

How do I know I learned it?

If you can score at least a 3 on the scale for the following:

Theme: Rhythm and Movement

Student **fills** the space and shows **good** evidence of the theme.

Technique: Low Relief

Student **Fills** the space and shows **good** evidence of a technique.

Elements and Principles of Design

Student shows **good** evidence of the Es and Ps in a good balanced design.

Followed Directions

Student followed directions of assignment creatively. Also, follows Art Room Rules.

Craftsmanship

Student's artwork appears thoughtfully planned; very neatly done; shows unity; **"Hanging Quality Work."**

4 A - Above Expectations

3 B - Met Expectations

2 C - Approaching Expectations

1 D - Below Expectations

Reminders:

If you're out go to Katundra.com for makeup work

-Upload the following

-Bellwork wk 8 by Thursday

What You Will Do: (5 MINS)

Conversation	At a Level-0 .
Help	You can raise your hand to receive help on the...
Activities	Bellwork

Friday BELLWORK - Week 9 q2


12/15/17

Prediction in Art:

Using what you know from looking at the image, make a guess of what will/could happen next and draw it. Be creative!

Title: Emma

Artist: Chuck Close



Draw what will/could happen next

Movement	None
Participation	Drawing

(Write what's in Red!)

W.A.P. S. Week 9 q2

Friday 12-15-17

Unit: Rhythm and Movement

Lesson: Rhythm in Layers

Due Date: Friday 12-14-17

Essential Question : EQ: How can movement be seen in art?

What will I learn today: Identify rhythm as a principle of design that indicates movement by the repetition of elements.

How I will learn it? (Agenda)

Refer to the lesson provided by instructor

How do I know I learned it?

If you can score at least a 3 on the scale for the following:

Theme: Rhythm and Movement

Student **fills** the space and shows **good** evidence of the theme.

Technique: Low Relief

Student **Fills** the space and shows **good** evidence of a technique.

Elements and Principles of Design

Student shows **good** evidence of the Es and Ps in a good balanced design.

Followed Directions

Student followed directions of assignment creatively. Also, follows Art Room Rules.

Craftsmanship

Student's artwork appears thoughtfully planned; very neatly done; shows unity; **"Hanging Quality Work."**

4 A - Above Expectations

3 B - Met Expectations

2 C - Approaching Expectations

1 D - Below Expectations

Reminders:

If you're out go to Katundra.com for makeup work

-Upload the following

-Bellwork wk 8 by Thursday

Reflection

What You Will Do: (5 MINS)

Conversation

At a Level-0.

Help

You can raise your hand to receive help on the...

Activities

Reflection

On your Weekly Art Participation Sheet

Under the Reflection Section

Tell me what you learned in details using a complete sentence.

Movement

None

Participation

Writing

Clean-Up

What You Will Do: (3 MINS)

Conversation At a Level-1.

Help You can raise your hand to receive help on the...

Activities Clean-Up Time

ARTISTS DUTIES	
1	ART ADVISOR
2	MATERIALS MANAGER
3	SKETCHBOOK SUPERVISOR
4	WASTE WATCHDOG

Movement Moving around the tables

Participation Cleaning

Class Reflection

Did you follow CHAMP during...

Class Rubric	“-” Needs Improvement	“+” Excellent
1. Entry & BW		
2. Instruction		
3. Activity		
4. Weekly Reflection		
5. Clean-up		

E=All +'s, S=3 or 4 +'s, N=0-2+'s

Does the class deserve an E, S, or N?