

HELLO MY BEAUTIFUL STUDENTS!

DIRECTIONS:

Each week while I'm out you'll choose a drawing prompt, from the right, to draw on the 12x18 paper that will be provided.

2. Make sure you read the criteria for how you will be graded. You can use either pencil or colored pencil to fill in the space. Make sure your drawing is large enough to use all three grounds (foreground, middleground, and background).

3. When you're done upload your drawing to Artsonia under the correct week. Make sure you answer the Artist Statement section.

Week 1- Due 11_30

Week 2- Due 12_7

Week 3 -Due 12_14

Week 4 -Due 12_21

4. If you find yourself to be done early work on the Additional Drawing Prompts on the next slide and upload the drawing to Stewart Additional Drawings.

Substitute Plan #1

Artist's Choice!


CLASS SET -
Please don't write on this!

DIRECTIONS:
Choose one of the ideas below and make a neat, detailed drawing. Take your time, go slow, and edit - this is not a race. If you finish early, you are expected to choose a different option and work on it on a separate sheet of paper. Make sure write your name and class period on the back of the drawing.

CRITERIA FOR SUCCESS (20 points)

- Artwork is creative and original
- Artwork is done in pencil fills the entire paper thoughtfully
- Artwork is either shaded with pencil or colored using provided supplies
- Artwork shows evidence of an entire class period of quality work.
- CRAFTSMANSHIP (neatness and precision)

INSIDE MY LOCKER



Fold your paper in half (hotdog) and draw the front of a locker. On the inside of the paper, draw the inside of your locker. You can choose to draw it realistically with gym clothes, books, homework etc. Or you can imagine that your locker opens up to another dimension to reveal a fantasy world.


IN 20 YEARS...

What will you look like?
WHERE WILL YOU LIVE?
What will your job be?
WILL YOU HAVE A FAMILY?
PETS?

???

Draw your life in 20 years!









DRAGONS!



Draw a huge, scaly dragon! Use the instructions on the back of this paper to get you started.

UNEXPECTED COMIC STRIP

Imagine you are having a normal, boring day, when something unpredictable occurs! Draw your story in a comic strip.

Additional Drawing Prompts

Draw someone you sit by in an odd pose.

- Draw family members with things that are important to them.
- Draw yourself (or someone else) painting toenails.
- Find a quiet place in a crowd. Draw the crowd.
 - Draw a relative by the light cast from a TV/Phone/Computer or other screen.
- Make a portrait of yourself in twenty years. Or in fifty years. Or both.
 - Draw a masked man (or woman) that is not a superhero.
- Draw the ugliest baby you can imagine.
- Draw two sports figures—one in a dynamic pose, one in a static pose.
- Draw two self-portraits with odd expressions.
- Draw something or someone you love.
- Draw hair. A lot of it.
- Take a picture of someone near you on a bus or in a car. Draw them.