

Welcome Everyone to Mrs. StewART's Class!

We will get started soon.

Today is Navy Day

1st Period- 7:06 - 8:36

3rd Period 8:43 - 10:13

5th Period part 10:20 - 11:23

C Lunch 11:23 - 11:48

5th Period part 2 11:55 - 12:23

7th Period 12:30 - 2:00

## What You Will Do: (5 MINS)

|              |                 |
|--------------|-----------------|
| Conversation | Level-0         |
| Help         | Raise Your Hand |
| Activities   | Bellwork        |

### Week 1

#### Directions:

Use the next square and **Interpret** this work. What do you think the artist was trying to say? Why did the artist create this artwork? What do you think it means? What feelings do you have when looking at this artwork? Do you think there are things in the artwork that represent other things - symbols?


#### **Direcciones:**

Interpreta este trabajo. ¿Qué crees que el artista estaba tratando de decir? ¿Por qué el artista creó esta obra de arte? ¿Qué crees que significa? ¿Qué sentimientos tienes cuando miras esta obra de arte? ¿Crees que hay cosas en la obra de arte que representan otras cosas? - símbolos?

**Title:** "Portrait Bust of a Man"

**Artist:** Republican Roman

**Year Made:** 1st Century BC



|               |                    |
|---------------|--------------------|
| Movement      | Materials Counter  |
| Participation | Writing-No Phone   |
| Sound         | Instructor's Music |

# You Have 5 mins to Upload Your Work to Artsonia

1. Either Download the Artsonia App on your phone or Use your Desktop Browser and type in Artsonia.com
2. Click on Student
3. Type in the Access Code **ZWSY-FKRS**
4. Click on All Students
5. Enter Your Name
6. Add Art
7. Select the name of the assignment:  
**Wk 1 4 1 q4 BW**
8. Take a Picture
9. Crop the image if needed
10. Title the work
11. Type the Artist Statement:
12. Submit to Teacher

## W.A.P. S. Week 1 q4

Thursday 4-1-21

Essential Question: **EQ:** What is value?

### What will I learn:

The student will learn the concept of value in terms of art. The student will learn the importance of value in the development of drawings and paintings

### How I will learn it? (Agenda)

- Take Notes notes on Value
- Complete Value Exercise

### How do I know I learned it?

If you can score at least a 3 on the scale for the following:

How did you work during the activity

- 1 Relied on Teacher's Assistance,
- 2 Relied on Peers Assistance,
- 3 Independently,
- 4 Innovatively (You understand and you can help someone else)

Vocabulary:

**Value** - In terms of art, value is the darkness or lightness of a color.

**Tints** - Tints are lighter values of a color.

**Shades** - Shades are darker values of a color.

**Light Source** - Location from which light is emitted.

**Chiaroscuro** - A drawing and painting effect of applying contrasting values in order to create the illusion of light source.

In terms of artistic technique, what is the difference between the two subjects?







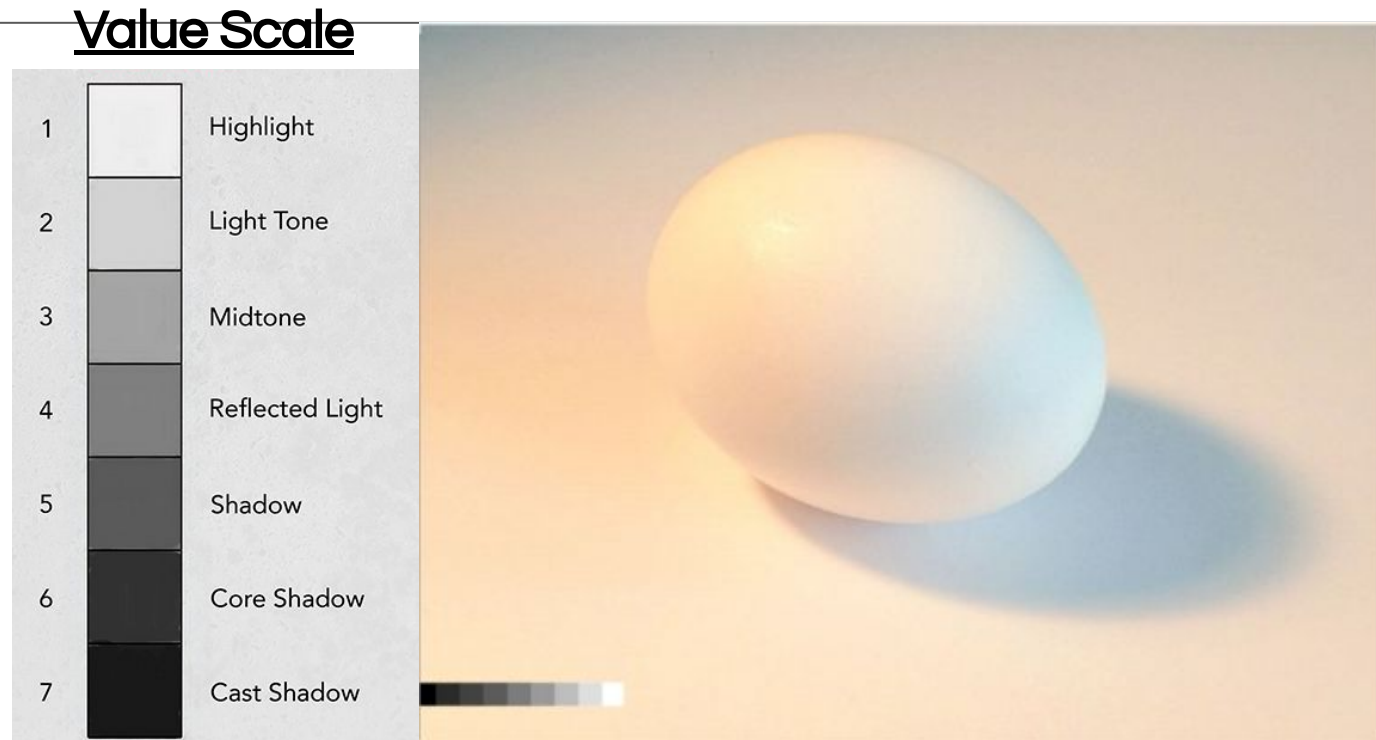
## Wk1 4 1 Value Exercise

### Directions:

Divide your paper in half. In the top half draw this egg within 5 mins. When you are done copy the Value Scale. After watching the video, use the bottom half of your paper to draw the egg again using the techniques you learned.

### Direcciones:








Divide tu papel por la mitad. En la mitad superior, dibuja este huevo en 5 minutos. Cuando haya terminado, copie la Escala de valor. Después de ver el video, usa la mitad inferior de tu papel para dibujar el huevo nuevamente usando las técnicas que aprendiste.




# STUDENT EXAMPLE:

## BEFORE




|   |   |                 |
|---|---|-----------------|
| 1 |   | Highlight       |
| 2 |  | Light Tone      |
| 3 |  | Midtone         |
| 4 |  | Reflected Light |
| 5 |  | Shadow          |
| 6 |  | Core Shadow     |
| 7 |  | Cast Shadow     |

## AFTER









# You Have 5 mins to Upload Your Work to Artsonia

1. Either Download the Artsonia App on your phone or Use your Desktop Browser and type in Artsonia.com
2. Click on Student
3. Type in the Access Code **ZWSY-FKRS**
4. Click on All Students
5. Enter Your Name
6. Add Art
7. Select the name of the assignment:  
**Wk1 4 1 Value Exercise**
8. Take a Picture
9. Crop the image if needed
10. Title the work
11. Type the Artist Statement:
12. Submit to Teacher