




Example





What You Will Do: (5 MINS)

Conversation	At a Level-0.
Help	You can raise your hand to receive help on the...
Activities	Bellwork

Monday BELLWORK - Week 9 q2

12/11/17


Prediction in Art:

Using what you know from looking at the image, make a guess of what will/could happen next and draw it. Be creative!

Day: 1

Title: Mind Devour

Artist: Sebastian Eriksson



**Draw what
will/could happen
next**

Movement	None
Participation	Drawing

(Write what's in Red!)

W.A.P. S. Week 9 q2

Monday 12-11-17

Unit: Surrealism

Lesson: Photo Manipulation

Due: Fri. 12-15-17

Essential Question: **EQ:** How can using a layer mask enhance artwork?

What will I learn today:

Create imaginative works to include background knowledge or information from other subjects. e.g., from history, environment, literary works

How I will learn it? (Agenda)

3. Create a new folder in OneDrive, find images for your third compound word and save images there

4. Create your 3rd compound word using texture, layer mask, and background. Document name is lastname_compoundword. Doc. size 8.5 x 11

How do I know I learned it?

If you can score at least a 3 on the scale for the following:

Theme: Surrealism

Student **fills** the space and shows **good** evidence of the theme.

Technique: Photo Manipulation

Student **Fills** the space and shows **good** evidence of a technique.

Elements and Principles of Design

Student shows **good** evidence of the Es and Ps in a good balanced design.

Followed Directions

Student followed directions of assignment creatively. Also, follows Art Room Rules.

Craftsmanship

Student's artwork appears thoughtfully planned; very neatly done; shows unity; **"Hanging Quality Work."**

4 A - Above Expectations

3 B - Met Expectations

2 C - Approaching Expectations

1 D - Below Expectations

Reminders:

-Find make-up work at Katundra.com

-Upload the following

-Bellwork wk 8

What You Will Do: (5 MINS)

Conversation	At a Level-0 .
Help	You can raise your hand to receive help on the...
Activities	Bellwork

Tuesday BELLWORK - Week 9 q2

12/12/17

Continue


Prediction in Art:

Using what you know from looking at the image, make a guess of what will/could happen next and draw it. Be creative!

Day: 2

Title: Mind Devour

Artist: Sebastian Eriksson



**Draw what
will/could happen
next**

Movement	None
Participation	Drawing

(Write what's in Red!)

W.A.P. S. Week 9 q2

Tuesday 12-12-17

Unit: Surrealism

Lesson: Photo Manipulation

Due: Fri. 12-15-17

Essential Question: **EQ:** How to create a new document?

What will I learn today:

Create imaginative works to include background knowledge or information from other subjects. e.g., from history, environment, literary works

How I will learn it? (Agenda)

3. Create a new folder in OneDrive, find images for your third compound word and save images there

4. Create your 3rd compound word using texture, layer mask, and background. Document name is lastname_compoundword. Doc. size 8.5 x 11 (Day 7/10)

How do I know I learned it?

If you can score at least a 3 on the scale for the following:

Theme: Surrealism

Student **fills** the space and shows **good** evidence of the theme.

Technique: Photo Manipulation

Student **Fills** the space and shows **good** evidence of a technique.

Elements and Principles of Design

Student shows **good** evidence of the Es and Ps in a good balanced design.

Followed Directions

Student followed directions of assignment creatively. Also, follows Art Room Rules.

Craftsmanship

Student's artwork appears thoughtfully planned; very neatly done; shows unity; **"Hanging Quality Work."**

4 A - Above Expectations

3 B - Met Expectations

2 C - Approaching Expectations

1 D - Below Expectations

Reminders:

-Find make-up work at Katundra.com

-Upload the following

-Bellwork wk 8

What You Will Do: (5 MINS)


Conversation	At a Level-0.
Help	You can raise your hand to receive help on the...
Activities	Bellwork

Wednesday BELLWORK - Week 9 q2

12/13/17

Prediction in Art:

Using what you know from looking at the image, make a guess of what will/could happen next and write it. Be creative!



Draw what will/could happen next

Title:Surreal Art

Artist: Igor Morski

Movement	None
Participation	Writing

(Write what's in Red!)

W.A.P. S. Week 9 q2

Wednesday 12-13-17

Unit: Surrealism

Lesson: Photo Manipulation

Due: Fri. 12-15-17

Essential Question: **EQ:** How to create a new document?

What will I learn today:

Create imaginative works to include background knowledge or information from other subjects. e.g., from history, environment, literary works

How I will learn it? (Agenda)

4. Create your 3rd compound word using texture, layer mask, and background. Document name is lastname_compoundword. Doc. size 8.5 x11

Don't use Clipart and Watermark images
(Day 8/10)

How do I know I learned it?

If you can score at least a 3 on the scale for the following:

Theme: Surrealism

Student **fills** the space and shows **good** evidence of the theme.

Technique: Photo Manipulation

Student **Fills** the space and shows **good** evidence of a technique.

Elements and Principles of Design

Student shows **good** evidence of the Es and Ps in a good balanced design.

Followed Directions

Student followed directions of assignment creatively. Also, follows Art Room Rules.

Craftsmanship

Student's artwork appears thoughtfully planned; very neatly done; shows unity; **"Hanging Quality Work."**

4 A - Above Expectations

3 B - Met Expectations

2 C - Approaching Expectations

1 D - Below Expectations

Reminders:

-Find make-up work at Katundra.com

-Upload the following

-Bellwork wk 8

(Write what's in Red!)

W.A.P. S. Week 9 q2

Wednesday 12-13-17

Unit: Surrealism

Lesson: Photo Manipulation

Due: Fri. 12-15-17

Daly's Students

Essential Question : EQ: What's the process of combining images?

What will I learn today:

Create imaginative works to include background knowledge or information from other subjects. e.g., from history, environment, literary works

How I will learn it? (Agenda)

5th- Finish all tutorials

6th - Finish tutorials under Beginner

7th - Finish the Beginner Tutorials and when you're done, go to Experienced Tutorials.

katundra.com>DAD>2. Getting Started with Adobe Photoshop> click on Adobe Tutorials Link

How do I know I learned it?

If you can score at least a 3 on the scale for the following:

Theme: Surrealism

Student **fills** the space and shows **good** evidence of the theme.

Technique: Photo Manipulation

Student **Fills** the space and shows **good** evidence of a technique.

Elements and Principles of Design

Student shows **good** evidence of the Es and Ps in a good balanced design.

Followed Directions

Student followed directions of assignment creatively. Also, follows Art Room Rules.

Craftsmanship

Student's artwork appears thoughtfully planned; very neatly done; shows unity; **"Hanging Quality Work."**

4 A - Above Expectations

3 B - Met Expectations

2 C - Approaching Expectations

1 D - Below Expectations

Reminders:

-Find make-up work at Katundra.com

-Upload the following

-Bellwork wk 7

Photomanipulation Notes

1. Searching for Quality Images

1. Google
2. Word
3. Go to Img
4. Settings
5. Advance Search
6. Img Sz
7. Large
8. File type (jpg)

2. Save Image

1. Right click img
2. save image as
3. OneDrive
4. D&AD in OneDrive
5. 01_Image folder

3. Photoshop PS Document Setup

1. Open Ps
2. File
3. New
4. Document Name: lastname_name of compound word
5. Doc Type: US Paper
6. IF you want landscape: width 11 height 8.5
7. IF you want portrait: width 8.5 height 11

4. Place Images

1. File
2. Place Embedded
3. OneDrive
4. D&AD
5. 01_Images (Choose Img)
6. Place

*No Clipart Imgs

*No Imgs w/ Watermarks

What You Will Do: (5 MINS)

Conversation	At a Level-0.
Help	You can raise your hand to receive help on the...
Activities	Bellwork

Thursday BELLWORK - Week 9 q2


12/14/17

Prediction in Art:

Using what you know from looking at the image, make a guess of what will/could happen next and write it. Be creative!

Title: Time Transfixed

Artist: Renee Magritte



Draw what will/could happen next

Movement	None
Participation	Writing

(Write what's in Red!)

W.A.P. S. Week 9 q2

Thursday 12-14-17

Unit: Surrealism

Lesson: Photo Manipulation

Due: Fri. 12-15-17

Essential Question: **EQ:** How can
Ps shortcut tools help?

What will I learn today:

Create imaginative works to include background knowledge or information from other subjects. e.g., from history, environment, literary works

How I will learn it? (Agenda)

Take notes on PS shortcuts

4. Create your 3rd compound word using texture, layer mask, and background. Document name is lastname_compoundword. Doc. size 8.5 x11

Don't use Clipart and Watermark images
(Day 9/10)

How do I know I learned it?

If you can score at least a 3 on the scale for the following:

Theme: Surrealism

Student **fills** the space and shows **good** evidence of the theme.

Technique: Photo Manipulation

Student **Fills** the space and shows **good** evidence of a technique.

Elements and Principles of Design

Student shows **good** evidence of the Es and Ps in a good balanced design.

Followed Directions

Student followed directions of assignment creatively. Also, follows Art Room Rules.

Craftsmanship

Student's artwork appears thoughtfully planned; very neatly done; shows unity; **"Hanging Quality Work."**

4 A - Above Expectations

3 B - Met Expectations

2 C - Approaching Expectations

1 D - Below Expectations

Reminders:

-Find make-up work at Katundra.com

-Upload the following

-Bellwork wk 8

PS Shortcut Notes

Transform your object, which includes resizing and rotating = Control + t
(*Command + t*)

Save your work = Control + Shift + s (*Command + Shift + s*)

Zoom in = Control + + (*Command + +*)

Zoom out = Control + - (*Command + -*)

Copy = ctrl c

Paste = ctrl v

What You Will Do: (5 MINS)


Conversation	At a Level-0.
Help	You can raise your hand to receive help on the...
Activities	Bellwork

Friday BELLWORK - Week 9 q2

12/15/17

Prediction in Art:

Using what you know from looking at the image, make a guess of what will/could happen next and write it. Be creative!



Draw what will/could happen next

Title: Pig Pen

Artist: Tom Curry

Year Made: 21st Century

Movement	None
Participation	Writing

(Write what's in Red!)

W.A.P. S. Week 9 q2

Friday 12-15-17

Unit: Surrealism

Lesson: Photo Manipulation

Due: Fri. 12-15-17

Essential Question: **EQ:** How can
Ps shortcut tools help?

What will I learn today:

Create imaginative works to include background knowledge or information from other subjects. e.g., from history, environment, literary works

How I will learn it? (Agenda)

Grade BW Wk 8

4. Create your 3rd compound word using texture, layer mask, and background. Document name is lastname_compoundword. Doc. size 8.5 x11

Don't use Clipart and Watermark images
(Day 10/10)

How do I know I learned it?

If you can score at least a 3 on the scale for the following:

Theme: Surrealism

Student **fills** the space and shows **good** evidence of the theme.

Technique: Photo Manipulation

Student **Fills** the space and shows **good** evidence of a technique.

Elements and Principles of Design

Student shows **good** evidence of the Es and Ps in a good balanced design.

Followed Directions

Student followed directions of assignment creatively. Also, follows Art Room Rules.

Craftsmanship

Student's artwork appears thoughtfully planned; very neatly done; shows unity; **"Hanging Quality Work."**

4 A - Above Expectations

3 B - Met Expectations

2 C - Approaching Expectations

1 D - Below Expectations

Reminders:

-Find make-up work at Katundra.com

-Upload the following

-Bellwork wk 8

During this Activity I should Hear and See:

C ONVERSATION	0	1	2	3
H ELP	RAISE YOUR HAND	ASK YOUR NEIGHBOR	ASK 3 Peers BEFORE ME	ASK NEW STUDENT
A CTIVITIES	PRESENTATION & INSTRUCTION	INDEPENDENT WORK	PARTNER WORK	GROUP WORK
M OVEMENT	NONE	Move to Materials Counter	Move to Materials Counter & Computers	Move Around The Tables
P ARTICIPATION	RAISE YOUR HANDS	DRAWING, WRITING & READING	SPEAKING	DISCUSSING
S OUND	No Music	Personal Music	Class Choice Music	Mrs. Stewart Music

What You Will Do: (5 MINS)- Reflection

Conversation	At a Level-0.
Help	You can raise your hand to receive help on the...
Activities	Reflection

1st
On your Weekly Art
Participation Sheet
Under the Reflection
Section
**Tell me what you did
in details using a
complete sentence**

2nd
Where do you stand with
meeting the standard for
today:
4 A - Above Expectations
3 B - Met Expectations
2 C - Approaching Expectations
1 D - Below Expectations
0 F - Didn't Meet Expectations

Movement	None
Participation	Writing

Clean-Up

What You Will Do: (3 MINS)

Conversation At a Level-1.

Help You can raise your hand to receive help on the...

Activities Clean-Up Time

ARTISTS DUTIES	
3	ART ADVISOR
4	MATERIALS MANAGER
1	SKETCHBOOK SUPERVISOR
2	WASTE WATCHDOG

Movement Moving around the tables

Participation Cleaning

Class Reflection

Did you follow CHAMP during...

Class Rubric	“-” Needs Improvement	“+” Excellent
1. Entry & BW		
2. Instruction		
3. Activity		
4. Weekly Reflection		
5. Clean-up		

E=All +'s, S=3 or 4 +'s, N=0-2+'s

Does the class deserve an E, S, or N?