

# About the Bellwork

Growing up can be a challenge, especially in the teenage years. Some people use writing or art as a creative outlet for all the emotions they keep inside.

Sebastian Eriksson is an 18-year-old up-and-coming surrealist artist living in Sweden. Not only is his artwork amazing, it's extremely thought-provoking as he adds descriptions of how his pieces relate to his life.

For instance, in the piece above, he states: “This is another paradox that I've been working on for a couple of days. It describes a person with psychological problems such as schizophrenia, insanity, depression or other mental problems. His endless screaming makes his own mind eat him up. I have periods in my life where I feel like this. I wanted to make an illustration of my thoughts and my pain within.”

## What You Will Do: (5 MINS)

Conversation	At a <b>Level-0</b> .
Help	You can raise your hand to receive help on the...
Activities	Bellwork


# Monday BELLWORK - Week 8 q2

12/4/17

Using a new Page in your sketchbook Let's Describe this work of art!

Describe What you see! the COLORS, LINES, SHAPES, SPACES, and TEXTURE you see.

Title: Mind Devour  
Artist: Sebastian Eriksson  
Year Made: 2011



Movement	None
Participation	Writing

**(Write what's in Red!)**

## **W.A.P. S. Week 8 q2**

**Monday 12-4-17**

**Unit:** Surrealism

**Lesson:** Photo Manipulation

**Due:** Fri. 12-15-17

**Essential Question:** **EQ:** What are the tools in Adobe Photoshop?

**What will I learn today:**

Create imaginative works to include background knowledge or information from other subjects. e.g., from history, environment, literary works

**How I will learn it? (Agenda)**

Watch video 9 and complete the tutorial Due Tuesday

**How do I know I learned it?**

If you can score at least a 3 on the scale for the following:

**Theme: Surrealism**

Student **fills** the space and shows **good** evidence of the theme.

**Technique: Photo Manipulation**

Student **Fills** the space and shows **good** evidence of a technique.

**Elements and Principles of Design**

Student shows **good** evidence of the Es and Ps in a good balanced design.

**Followed Directions**

Student followed directions of assignment creatively. Also, follows Art Room Rules.

**Craftsmanship**

Student's artwork appears thoughtfully planned; very neatly done; shows unity; **"Hanging Quality Work."**

4 A - Above Expectations

3 B - Met Expectations

2 C - Approaching Expectations

1 D - Below Expectations

**Reminders:**

**-Find make-up work at Katundra.com**

**-Upload the following**

**-Bellwork wk 7**

## What You Will Do: (5 MINS)

Conversation	At a <b>Level-0</b> .
Help	You can raise your hand to receive help on the...
Activities	Bellwork

### Tuesday BELLWORK - Week 8 q2


12/5/17

Using the paper in your sketchbook let's Analyze this work of art!

Choose 3 Principles of Design and provide an explanation for each one using the artwork.

Title: Mind Devour  
Artist: Sebastian Eriksson  
Year Made: 2011

Movement	None
Participation	Writing



**(Write what's in Red!)**

## **W.A.P. S. Week 8 q2**

**Tuesday 12-5-17**

**Unit:** Surrealism

**Lesson:** Photo Manipulation

**Due:** Fri. 12-15-17

**Essential Question:** **EQ:** What's the process of combining images?

**What will I learn today:**

Create imaginative works to include background knowledge or information from other subjects. e.g., from history, environment, literary works

**How I will learn it? (Agenda)**

1. Continue Watching tutorial 9, Combining Images, and complete the activity
2. Use the snipping tool and Screenshot the three activities and upload the image to Artsonia

**How do I know I learned it?**

If you can score at least a 3 on the scale for the following:

**Theme: Surrealism**

Student **fills** the space and shows **good** evidence of the theme.

**Technique: Photo Manipulation**

Student **Fills** the space and shows **good** evidence of a technique.

**Elements and Principles of Design**

Student shows **good** evidence of the Es and Ps in a good balanced design.

**Followed Directions**

Student followed directions of assignment creatively. Also, follows Art Room Rules.

**Craftsmanship**

Student's artwork appears thoughtfully planned; very neatly done; shows unity; **"Hanging Quality Work."**

4 A - Above Expectations

3 B - Met Expectations

2 C - Approaching Expectations

1 D - Below Expectations

**Reminders:**

**-Find make-up work at Katundra.com**

**-Upload the following**

**-Bellwork wk 7**

## What You Will Do: (5 MINS)

Conversation	At a <b>Level-0</b> .
Help	You can raise your hand to receive help on the...
Activities	Bellwork



# Wednesday BELLWORK - Week 8 q2

12/6/17

Compare and Contrast the 2 works of art!

Tell me 3 descriptions for each 3 categories.

Title: Mind Devour  
Artist: Sebastian Eriksson  
Year Made: 2011



Movement	None
Participation	Writing

Title:Surreal Art  
Artist: Igor Morski  
Year Made: 20th Century

**(Write what's in Red!)**

## **W.A.P. S. Week 8 q2**

**Wednesday 12-6-17**

**Unit:** Surrealism

**Lesson:** Photo Manipulation

**Due:** Fri. 12-15-17

**Daly's Students**

**Essential Question : EQ:** What's the process of combining images?

**What will I learn today:**

Create imaginative works to include background knowledge or information from other subjects. e.g., from history, environment, literary works

**How I will learn it? (Agenda)**

5th- Finish all tutorials

6th - Finish tutorials under Beginner

7th - Finish the Beginner Tutorials and when you're done, go to Experienced Tutorials.

katundra.com>DAD>2. Getting Started with Adobe Photoshop> click on Adobe Tutorials Link

**How do I know I learned it?**

If you can score at least a 3 on the scale for the following:

**Theme: Surrealism**

Student **fills** the space and shows **good** evidence of the theme.

**Technique: Photo Manipulation**

Student **Fills** the space and shows **good** evidence of a technique.

**Elements and Principles of Design**

Student shows **good** evidence of the Es and Ps in a good balanced design.

**Followed Directions**

Student followed directions of assignment creatively. Also, follows Art Room Rules.

**Craftsmanship**

Student's artwork appears thoughtfully planned; very neatly done; shows unity; **"Hanging Quality Work."**

4 A - Above Expectations

3 B - Met Expectations

2 C - Approaching Expectations

1 D - Below Expectations

**Reminders:**

**-Find make-up work at Katundra.com**

**-Upload the following**

**-Bellwork wk 7**

**(Write what's in Red!)**

## **W.A.P. S. Week 8 q2**

**Wednesday 12-6-17**

**Unit:** Surrealism

**Lesson:** Photo Manipulation

**Due:** Fri. 12-15-17

**Essential Question:** **EQ:** What's the process of combining images?

**What will I learn today:**

Create imaginative works to include background knowledge or information from other subjects. e.g., from history, environment, literary works

**How I will learn it? (Agenda)**

2. Use the clipping tool and Screenshot the three activities and upload the image to Artsonia

3. Create a new folder in OneDrive, find images for your third compound word

**How do I know I learned it?**

If you can score at least a 3 on the scale for the following:

**Theme: Surrealism**

Student **fills** the space and shows **good** evidence of the theme.

**Technique: Photo Manipulation**

Student **Fills** the space and shows **good** evidence of a technique.

**Elements and Principles of Design**

Student shows **good** evidence of the Es and Ps in a good balanced design.

**Followed Directions**

Student followed directions of assignment creatively. Also, follows Art Room Rules.

**Craftsmanship**

Student's artwork appears thoughtfully planned; very neatly done; shows unity; **"Hanging Quality Work."**

4 A - Above Expectations

3 B - Met Expectations

2 C - Approaching Expectations

1 D - Below Expectations

**Reminders:**

**-Find make-up work at Katundra.com**

**-Upload the following**

**-Bellwork wk 7**


## What You Will Do: (5 MINS)

Conversation	At a <b>Level-0</b> .
Help	You can raise your hand to receive help on the...
Activities	Bellwork

### Thursday BELLWORK - Week 8 q2 - 12/7/17

Using the paper in your sketchbook let's draw the work of art!

Start sketching the large shape and then focus on the smaller parts.



Movement	None	<u>Title:</u> Mind Devour
		<u>Artist:</u> Sebastian Eriksson
Participation	Writing	<u>Year Made:</u> 2011

**(Write what's in Red!)**

## **W.A.P. S. Week 8 q2**

**Thursday 12-7-17**

**Unit:** Surrealism

**Lesson:** Photo Manipulation

**Due:** Fri. 12-15-17

**Daly's Students**

**Essential Question : EQ:** What's the process of combining images?

**What will I learn today:**

Create imaginative works to include background knowledge or information from other subjects. e.g., from history, environment, literary works

**How I will learn it? (Agenda)**

5th- Finish all tutorials

6th - Finish tutorials under Beginner

7th - Finish the Beginner Tutorials and when you're done, go to Experienced Tutorials.

katundra.com>DAD>2. Getting Started with Adobe Photoshop> click on Adobe Tutorials Link

**How do I know I learned it?**

If you can score at least a 3 on the scale for the following:

**Theme: Surrealism**

Student **fills** the space and shows **good** evidence of the theme.

**Technique: Photo Manipulation**

Student **Fills** the space and shows **good** evidence of a technique.

**Elements and Principles of Design**

Student shows **good** evidence of the Es and Ps in a good balanced design.

**Followed Directions**

Student followed directions of assignment creatively. Also, follows Art Room Rules.

**Craftsmanship**

Student's artwork appears thoughtfully planned; very neatly done; shows unity; **"Hanging Quality Work."**

4 A - Above Expectations

3 B - Met Expectations

2 C - Approaching Expectations

1 D - Below Expectations

**Reminders:**

**-Find make-up work at Katundra.com**

**-Upload the following**

**-Bellwork wk 7**

**(Write what's in Red!)**

## **W.A.P. S. Week 8 q2**

**Thursday 12-7-17**

**Unit:** Surrealism

**Lesson:** Photo Manipulation

**Due:** Fri. 12-15-17

**Essential Question:** **EQ:** What's the process of combining images?

**What will I learn today:**

Create imaginative works to include background knowledge or information from other subjects. e.g., from history, environment, literary works

**How I will learn it? (Agenda)**

3. Create a new folder in OneDrive, find images for your third compound word and save images there

4. Create your 3rd compound word using texture, layer mask, and background. Document name is lastname\_compoundword. Doc. size 8.5 x11

**How do I know I learned it?**

If you can score at least a 3 on the scale for the following:

**Theme: Surrealism**

Student **fills** the space and shows **good** evidence of the theme.

**Technique: Photo Manipulation**

Student **Fills** the space and shows **good** evidence of a technique.

**Elements and Principles of Design**

Student shows **good** evidence of the Es and Ps in a good balanced design.

**Followed Directions**

Student followed directions of assignment creatively. Also, follows Art Room Rules.

**Craftsmanship**

Student's artwork appears thoughtfully planned; very neatly done; shows unity; **"Hanging Quality Work."**

4 A - Above Expectations

3 B - Met Expectations

2 C - Approaching Expectations

1 D - Below Expectations

**Reminders:**

**-Find make-up work at Katundra.com**

**-Upload the following**

**-Bellwork wk 7**

During this Activity I should Hear and See:

	0	1	2	3
CONVERSATION	0	1	2	3
HELP	RAISE YOUR HAND	ASK YOUR NEIGHBOR	ASK 3 Peers BEFORE ME	ASK NEW STUDENT
ACTIVITIES	PRESENTATION & INSTRUCTION	INDEPENDENT WORK	PARTNER WORK	GROUP WORK
MOVEMENT	NONE	Move to Materials Counter	Move to Materials Counter & Computers	Move Around The Tables
PARTICIPATION	RAISE YOUR HANDS	DRAWING, WRITING & READING	SPEAKING	DISCUSSING
SOUND	No Music	Personal Music	Class Choice Music	Mrs. Stewart Music

## What You Will Do: (5 MINS)


Conversation	At a Level-0.
Help	You can raise your hand to receive help on the...
Activities	Bellwork

### Friday BELLWORK - Week 8 q2

12/8/17

Interpret and Judge this work of art.

What is the purpose or meaning of the artwork? What do you think about the artwork? Does the work communicate an idea, feeling, or principle that would have benefit for others? Explain. How would you rate it? (3-4 sentences)



Movement	None	<u>Title:</u> Mind Devour
		<u>Artist:</u> Sebastian Eriksson
Participation	Writing	<u>Year Made:</u> 2011

**(Write what's in Red!)**

## **W.A.P. S. Week 8 q2**

**Friday 12-8-17**

**Unit:** Surrealism

**Lesson:** Photo Manipulation

**Due:** Fri. 12-15-17

**Essential Question:** **EQ:** What's the process of combining images?

**What will I learn today:**

Create imaginative works to include background knowledge or information from other subjects. e.g., from history, environment, literary works

**How I will learn it? (Agenda)**

**Grade BW Wk 7**

3. Create a new folder in OneDrive, find images for your third compound word and save images there

4. Create your 3rd compound word using texture, layer mask, and background. Document name is lastname\_compoundword. Doc. size 8.5 x11

**How do I know I learned it?**

If you can score at least a 3 on the scale for the following:

**Theme: Surrealism**

Student **fills** the space and shows **good** evidence of the theme.

**Technique: Photo Manipulation**

Student **Fills** the space and shows **good** evidence of a technique.

**Elements and Principles of Design**

Student shows **good** evidence of the Es and Ps in a good balanced design.

**Followed Directions**

Student followed directions of assignment creatively. Also, follows Art Room Rules.

**Craftsmanship**

Student's artwork appears thoughtfully planned; very neatly done; shows unity; **"Hanging Quality Work."**

4 A - Above Expectations

3 B - Met Expectations

2 C - Approaching Expectations

1 D - Below Expectations

**Reminders:**

**-Find make-up work at Katundra.com**

**-Upload the following**

**-Bellwork wk 7**

**(Write what's in Red!)**

## **W.A.P. S. Week 8 q2**

**Friday 12-8-17**

**Unit:** Surrealism

**Lesson:** Photo Manipulation

**Due:** Fri. 12-15-17

**Daly's Students**

**Essential Question : EQ:** What's the process of combining images?

**What will I learn today:**

Create imaginative works to include background knowledge or information from other subjects. e.g., from history, environment, literary works

**How I will learn it? (Agenda)**

5th- Finish all tutorials

6th - Finish tutorials under Beginner

7th - Finish the Beginner Tutorials and when you're done, go to Experienced Tutorials.

katundra.com>DAD>2. Getting Started with Adobe Photoshop> click on Adobe Tutorials Link

**How do I know I learned it?**

If you can score at least a 3 on the scale for the following:

**Theme: Surrealism**

Student **fills** the space and shows **good** evidence of the theme.

**Technique: Photo Manipulation**

Student **Fills** the space and shows **good** evidence of a technique.

**Elements and Principles of Design**

Student shows **good** evidence of the Es and Ps in a good balanced design.

**Followed Directions**

Student followed directions of assignment creatively. Also, follows Art Room Rules.

**Craftsmanship**

Student's artwork appears thoughtfully planned; very neatly done; shows unity; **"Hanging Quality Work."**

4 A - Above Expectations

3 B - Met Expectations

2 C - Approaching Expectations

1 D - Below Expectations

**Reminders:**

**-Find make-up work at Katundra.com**

**-Upload the following**

**-Bellwork wk 7**

## Art Critique Comments

***Each day you will respond to peers' work of art. Your responses can include the following:***

***the student's strength or weakness. (Use complete sentences) You will also provide the grade they deserve from a 1-4.***

4 A - Above Expectations

3 B - Met Expectations

2 C - Approaching Expectations

1 D - Below Expectations

### **Day1:**

**Student's Name: Grade they deserve -Your comment**

**Student's Name: Grade they deserve -Your comment**

**Student's Name: Grade they deserve -Your comment**

### **Day2:**

**Student's Name: Grade they deserve -Your comment**

**Student's Name: Grade they deserve -Your comment**

**Student's Name: Grade they deserve -Your comment**

### **Day3:**

**Student's Name: Grade they deserve -Your comment**

**Student's Name: Grade they deserve -Your comment**

**Student's Name: Grade they deserve -Your comment**

During this Activity I should Hear and See:

<b>C</b> ONVERSATION	0	1	2	3
<b>H</b> ELP	RAISE YOUR HAND	ASK YOUR NEIGHBOR	ASK 3 Peers BEFORE ME	ASK NEW STUDENT
<b>A</b> CTIVITIES	PRESENTATION & INSTRUCTION	INDEPENDENT WORK	PARTNER WORK	GROUP WORK
<b>M</b> OVEMENT	NONE	Move to Materials Counter	Move to Materials Counter & Computers	Move Around The Tables
<b>P</b> ARTICIPATION	RAISE YOUR HANDS	DRAWING, WRITING & READING	SPEAKING	DISCUSSING
<b>S</b> OUND	No Music	Personal Music	Class Choice Music	Mrs. Stewart Music

During this Activity I should Hear and See:

	0	1	2	3
CONVERSATION	0	1	2	3
HELP	RAISE YOUR HAND	ASK YOUR NEIGHBOR	ASK 3 Peers BEFORE ME	ASK NEW STUDENT
ACTIVITIES	PRESENTATION & INSTRUCTION	INDEPENDENT WORK	PARTNER WORK	GROUP WORK
MOVEMENT	NONE	Move to Materials Counter	Move to Materials Counter & Computers	Move Around The Tables
PARTICIPATION	RAISE YOUR HANDS	DRAWING, WRITING & READING	SPEAKING	DISCUSSING
SOUND	No Music	Personal Music	Class Choice Music	Mrs. Stewart Music

20 mins During this Activity I should Hear and See:

<b>C</b> ONVERSATION	<b>0</b>	<b>1</b>	<b>2</b>	<b>3</b>
<b>H</b> ELP	RAISE YOUR HAND	ASK YOUR NEIGHBOR	ASK 3 Peers BEFORE ME	ASK NEW STUDENT
<b>A</b> CTIVITIES	PRESENTATION & INSTRUCTION	INDEPENDENT WORK	PARTNER WORK	GROUP WORK
<b>M</b> OVEMENT	NONE	Move to Materials Counter	Move to Materials Counter & Computers	Move Around The Tables
<b>P</b> ARTICIPATION	RAISE YOUR HANDS	DRAWING, WRITING & READING	SPEAKING	DISCUSSING
<b>S</b> OUND	No Music	Personal Music	Class Choice Music	Mrs. Stewart Music

## What You Will Do: (5 MINS)- Reflection

Conversation	At a Level-0.
Help	You can raise your hand to receive help on the...
Activities	Reflection

1st  
On your Weekly Art  
Participation Sheet  
Under the Reflection  
Section  
**Tell me what you did  
in details using a  
complete sentence**

2nd  
Where do you stand with  
meeting the standard for  
today:  
4 A - Above Expectations  
3 B - Met Expectations  
2 C - Approaching Expectations  
1 D - Below Expectations  
0 F - Didn't Meet Expectations

Movement	None
Participation	Writing

## Clean-Up

### What You Will Do: (3 MINS)

Conversation At a Level-1.

Help You can raise your hand to receive help on the...

Activities Clean-Up Time

ARTISTS DUTIES	
4	ART ADVISOR
1	MATERIALS MANAGER
2	SKETCHBOOK SUPERVISOR
3	WASTE WATCHDOG

Movement Moving around the tables

Participation Cleaning

# Class Reflection

Did you follow CHAMP during...

Class Rubric	“-” Needs Improvement	“+” Excellent
1. Entry & BW		
2. Instruction		
3. Activity		
4. Weekly Reflection		
5. Clean-up		

E=All +'s, S=3 or 4 +'s, N=0-2+'s

Does the class deserve an E, S, or N?