


# Monday Amazing Art - Week 7

2/13/17

Using a new Page in your sketchbook Let's Describe this work of art!

Describe the COLORS, LINES, SHAPES, SPACES, and TEXTURE you see.



Title: Analog to Digital - Jay Z  
Artist: W.B.K Works By Knight

# Monday 2-13-17

**Learning Goal:** Students can organize the structural elements of art to achieve artistic goals when producing personal works of art.

**Daily Question: How to draw upside down?**

**AGENDA: How I will learn it?**

- Go to [digitalartanddesign.org](http://digitalartanddesign.org) and work on Self-Portrait

## **Week 7**

**How do I know I learned it?**

When I can score at least a 3 on the scale

4	I can correctly complete this activity innovatively.
3	I can correctly complete this activity independently
2	I can correctly complete this activity using peers assistance
1	I can correctly complete this activity using teacher assistance

**5. How can I use it?**

You can use this in other works of art.

**Reminders:**


If You're Out Find your Make-up work at [katundra.com](http://katundra.com) > DAD

# Tuesday Amazing Art - Week 7

2/14/17

Using the paper in your sketchbook let's Analyze this work of art!

How did the artist organize this work of art using the Principles of Design? Choose 3 to explain.



Title: Analog to Digital - Jay Z

Artist: W.B.K Works By Knight

# Tuesday 2-14-17

**Learning Goal:** Students can organize the structural elements of art to achieve artistic goals when producing personal works of art.

**Daily Question: What can I improve upon in digital media?**

**AGENDA: How I will learn it?**

- Take Practice Test at GMetrix.net
- Work on ACA Test Prep

## **Week 7**

**How do I know I learned it?**

When I can score at least a 3 on the scale

4	I can correctly complete this activity innovatively.
3	I can correctly complete this activity independently
2	I can correctly complete this activity using peers assistance
1	I can correctly complete this activity using teacher assistance

**5. How can I use it?**


You can use this in other works of art.

**Reminders:**


If You're Out Find your Make-up work at [katundra.com](http://katundra.com) > DAD

# Wednesday Amazing Art - Week 7 2/15/17

Using the paper in your sketchbook let's Compare and Contrast the 2 works of art! Tell me 3 things for each three categories.



Title: Analog to Digital - Jay Z  
Artist: W.B.K Works By Knight



Title: Patrick Stewart, 2014  
Artist: Lindsey Lively

# Wednesday 2-15-17

**Learning Goal:** Students can organize the structural elements of art to achieve artistic goals when producing personal works of art.

**Daily Question: How to scan work into PS?**

**AGENDA: How I will learn it?**

- Discuss Scanning Selfie
- Start the next step in [digitalartanddesign.org](http://digitalartanddesign.org)

## **Week 7**

**How do I know I learned it?**

When I can score at least a 3 on the scale

4	I can correctly complete this activity innovatively.
3	I can correctly complete this activity independently
2	I can correctly complete this activity using peers assistance
1	I can correctly complete this activity using teacher assistance

**5. How can I use it?**

You can use this in other works of art.

**Reminders:**

**If You're Out Find your Make-up work at [katundra.com](http://katundra.com) > DAD**


# Thursday Amazing Art - Week 7

2/16/17

Using the paper in your sketchbook let's draw the work of art!

Start sketching the large shape and then focus on the smaller parts.

Write the artist name and art title.



Title: Analog to Digital - Jay Z

Artist: W.B.K Works By Knight

# Thursday 2-16-17

**Learning Goal:** Students can organize the structural elements of art to achieve artistic goals when producing personal works of art.

**Daily Question:** Have I properly maintained my artwork?

**AGENDA:** How I will learn it?

- **Take assessment for wks 4-6**

## **Week 7**

**How do I know I learned it?**

When I can score at least a 3 on the scale

4	I can correctly complete this activity innovatively.
3	I can correctly complete this activity independently
2	I can correctly complete this activity using peers assistance
1	I can correctly complete this activity using teacher assistance

**5. How can I use it?**

You can use this in other works of art.

**Reminders:**

**If You're Out Find your Make-up work at [katundra.com](http://katundra.com) > DAD**

None: Sub Today

# **Friday 2-17-17**

**Learning Goal:** Students can organize the structural elements of art to achieve artistic goals when producing personal works of art.

**Daily Question: How to stylize letters and numbers?**

**AGENDA: How I will learn it?**

- Draw one number or letter in 9 different ways

## **Week 7**

**How do I know I learned it?**

When I can score at least a 3 on the scale

4	I can correctly complete this activity innovatively.
3	I can correctly complete this activity independently
2	I can correctly complete this activity using peers assistance
1	I can correctly complete this activity using teacher assistance

**5. How can I use it?**

**You can use this in other works of art.**

**Reminders:**

**If You're Out Find your Make-up work at [katundra.com](http://katundra.com) > DAD**

Who is personal hero?

Why?

What's the event that took place that made them your personal hero?

3 Paragraph essay

# Who is Your Personal Hero?

Think of:

Heroes inspire.

Their action motivate us to do more.

Their qualities compel us to become better.

Our heroes change our lives.


Tell your story through a written and visual work of art.




When you're done do one of the following


- Write a paragraph (5-7 sentences) about your personal hero in your art folder under Lesson Notes. Answer the following questions: Who is personal hero? Why? What's the event that took place that made them your personal hero?

-If you can't think of one right now work on a free drawing in your sketchbook until further notice.






#2: Create a sketch of the Personal Hero writing, inside your sketchbook. **Use only a pencil**



#2: Create a sketch of the Personal Hero writing, inside your sketchbook. **Use only a pencil**



#3: Create a drawing of the Personal Hero writing, on the 12 x 18 sheet of paper. **Use only a pencil.** Use your sketch to help your final drawing.

**Hero**

**a person who is admired or idealized for courage, outstanding achievements, or noble qualities.**

**Personal**

**of, affecting, or belonging to a particular person rather than to anyone else.**

# ACA TEST PREP

LOGIN INFO:

L: LeeBolts-stu

P: Bolts

GMetrix Code for  
Photoshop:

1st Period

1.

2nd Period

1. 71586-Smith5-82775

2. 72041-Smith7-02801

During this Activity I should  
See:

	0	1	2	3
<b>C</b> ONVERSATION				
<b>H</b> ELP	RAISE YOUR HAND	ASK YOUR NEIGHBOR	ASK YOUR TEAMATES	ASK NEW STUDENT
<b>A</b> CTIVITIES	PRESENTATION & INSTRUCTION	INDEPENDENT WORK	PARTNER WORK	GROUP WORK
<b>M</b> OVEMENT	NONE	Move to Materials Counter	Move to Materials Counter	Move Around The Tables
<b>P</b> ARTICIPATION	RAISE YOUR HANDS	DRAWING, WRITING & READING	SPEAKING	DISCUSSING

## 5. Clean-Up

### What You Will Do: (5 MINS)

Conversation At a Level-0.

Help You can raise your hand to receive help on the...

Activities Clean-Up Time

ARTISTS DUTIES	
1	ART ADVISOR
2	MATERIALS MANAGER
3	SKETCHBOOK SUPERVISOR
4	WASTE WATCHDOG

Movement Moving around the tables

Participation Cleaning

# Class Reflection

Did you follow CHAMP during...

Class Rubric	“-” Needs Improvement	“+” Excellent
1. Entry & BW		
2. Instruction		
3. Activity		
4. Weekly Reflection		
5. Clean-up		

E=All +'s, S=3 or 4 +'s, N=0-2+'s

Does the class deserve an E, S, or N?