

What You Will Do: (5 MINS)

Conversation	At a Level-0 .
Help	You can raise your hand to receive help on the...
Activities	Bellwork

Monday BELLWORK - Week 6 q2

11/20/17

Using a new Page in your sketchbook Let's Describe this work of art!


Describe What you see! the COLORS, LINES, SHAPES, SPACES, and TEXTURE you see.

Title: *The Scream*

Artist: Edvard Munch

Year Made: 1893

Movement	None
Participation	Writing



(Write what's in Red!)

W.A.P. S. Week 6 q2

Monday 11-20-17

Unit: Drawing

Project: Figure Drawing-Presentation

Due:Tuesday 11-28-17

Essential Question :**EQ:** Why do artists reflect?

What will I learn today:Create new meaning in artworks through shared language, expressive content, and ideation. VA.68.O.2.1

How I will learn it? **(Agenda)**

-Present (day 2/5)

How do I know I learned it?

If you can score at least a 3 on the scale for the following:

Uploaded Artist Statement to Artsonia

Uploaded artist statement with **required information.**

Explained Artist Statement

Uses **good** and relevant, well-chosen descriptions and details in artist statement.

Eyes & Body

Keeps eye contact with audience most of the time; only glances at notes.

Voice

Speaks clearly; not too quickly or slowly.

Commented on Presentation and Artwork

Provide at least one comment and grade on peers work.

4 A - Above Expectations

3 B - Met Expectations

2 C - Approaching Expectations

1 D - Below Expectations

Reminders:

**- Find your Make-up work at
katundra.com**

-Upload Bellwork Wk 4_q2 and Wk5

What You Will Do: (5 MINS)

Conversation	At a Level-0 .
Help	You can raise your hand to receive help on the...
Activities	Bellwork

Tuesday BELLWORK - Week 6 q2 11/21/17

Using the paper in your sketchbook let's Analyze this work of art!


How did the artist organize this work of art using the Principles of Design? Choose 3 to explain.

Title: ***The Scream***

Artist: Edvard Munch

Year Made: **1893**

Movement	None
Participation	Writing



(Write what's in Red!)

W.A.P. S. Week 6 q2

Tuesday 11-21-17

Unit: Drawing

Project: Figure Drawing-Presentation

Due:Tuesday 11-28-17

Essential Question :**EQ:** Why do artists reflect?

What will I learn today:Create new meaning in artworks through shared language, expressive content, and ideation. VA.68.O.2.1

How I will learn it? **(Agenda)**

-Grade BW wk5

-Present (day 3/5)

-Free draw

How do I know I learned it?

If you can score at least a 3 on the scale for the following:

Uploaded Artist Statement to Artsonia

Uploaded artist statement with **required information.**

Explained Artist Statement

Uses **good** and relevant, well-chosen descriptions and details in artist statement.

Eyes & Body

Keeps eye contact with audience most of the time; only glances at notes.

Voice

Speaks clearly; not too quickly or slowly.

Commented on Presentation and Artwork

Provide at least one comment and grade on peers work.

4 A - Above Expectations

3 B - Met Expectations

2 C - Approaching Expectations

1 D - Below Expectations

Reminders:

- Find your Make-up work at katundra.com

-Upload Bellwork Wk 4_q2 and Wk5


How to Set-Up Your Folder:

In the front - Art Room Procedures Worksheets

1st Divider - Write Weekly Art Participation Sheet

Place 10-Sheets of Notebook Paper behind this divider

This includes: W.A.P.S for the Nine weeks



2nd Divider - Write Project Notes

Place 4-Sheets of Notebook Paper behind this divider

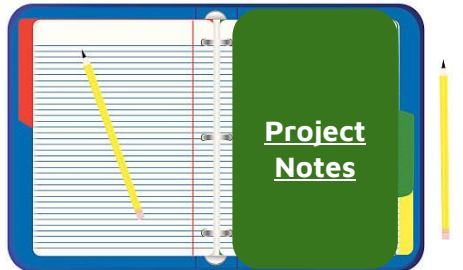
This includes: -Vocabulary Sheets & KWL NOTES



3rd Divider - Write Project Reflections


Place 4-Sheets of Notebook Paper behind this divider

This includes: -Artist Statement & Art Critique Comments



(4th Divider (only if you don't have a sketchbook) - Write Temporary Sketchbook)

This includes: -Bellwork, Sketches, Drawings



During this Activity I should Hear and See:

CONVERSATION	0	1	2	3
HELP	RAISE YOUR HAND	ASK YOUR NEIGHBOR	ASK 3 Peers BEFORE ME	ASK NEW STUDENT
ACTIVITIES	PRESENTATION & INSTRUCTION	INDEPENDENT WORK	PARTNER WORK	GROUP WORK
MOVEMENT	NONE	Move to Materials Counter	Move to Materials Counter & Computers	Move Around The Tables
PARTICIPATION	RAISE YOUR HANDS	DRAWING, WRITING & READING	SPEAKING	DISCUSSING
SOUND	No Music	Personal Music	Class Choice Music	Mrs. Stewart Music

What You Will Do: (5 MINS)

Conversation	At a Level-0.
Help	You can raise your hand to receive help on the...
Activities	Bellwork

Wednesday BELLWORK - Week 6 q2

11/22/17

Compare and
Contrast the 2
works of art!

Tell me 3
descriptions for
each 3
categories.

NO SCHOOL

Movement	None
Participation	Writing

What You Will Do: (5 MINS)

Conversation	At a Level-0 .
Help	You can raise your hand to receive help on the...
Activities	Bellwork

Thursday BELLWORK - Week 6 q2 - 11/23/17

Using the paper in your sketchbook let's draw the work of art!

Start sketching the large shape and then focus on the smaller parts.

NO SCHOOL

Movement	None
Participation	Writing

What You Will Do: (5 MINS)

Conversation	At a Level-0.
Help	You can raise your hand to receive help on the...
Activities	Bellwork

Friday BELLWORK - Week 6 q2

11/24/17

Interpret and Judge this work of art.

What is the purpose or meaning of the artwork? What do you think about the artwork? Does the work communicate an idea, feeling, or principle that would have benefit for others? Explain. How would you rate it? (3-4 sentences)

NO SCHOOL

Movement	None
Participation	Writing

What You Will Do: (5 MINS)- Reflection

Conversation	At a Level-0.
Help	You can raise your hand to receive help on the...
Activities	Reflection

1st
On your Weekly Art
Participation Sheet
Under the Reflection
Section
**Tell me what you did
in details using a
complete sentence**

2nd

Where do you stand with meeting the
standard for today:

1. Theme-Day of the Dead-Name to Honor 4 3 2 1
2. Technique- Zentangles 4 3 2 1
3. Elements/Principles 4 3 2 1
4. Following Directions 4 3 2 1
5. Craftsmanship 4 3 2 1

4 A - Above Expectations

3 B - Met Expectations

2 C - Approaching Expectations

1 D - Below Expectations

Movement	None
Participation	Writing

What You Will Do: (5 MINS)- Reflection

Conversation	At a Level-0.
Help	You can raise your hand to receive help on the...
Activities	Reflection

1st

On your *Weekly Art Participation Sheet*
Under the Reflection
Section

**Tell me what you
learned in details using
a complete sentence.**

2nd

Where do you stand with meeting the
standard for today:

1. Theme-Day of the Dead-Name to Honor 4 3 2 1
2. Technique- Zentangles 4 3 2 1
3. Elements/Principles 4 3 2 1
4. Following Directions 4 3 2 1
5. Craftsmanship 4 3 2 1

4 A - Above Expectations

3 B - Met Expectations

2 C - Approaching Expectations

1 D - Below Expectations

Movement	None
Participation	Writing

Clean-Up

What You Will Do: (3 MINS)

Conversation At a Level-1.

Help You can raise your hand to receive help on the...

Activities Clean-Up Time

ARTISTS DUTIES	
4	ART ADVISOR
1	MATERIALS MANAGER
2	SKETCHBOOK SUPERVISOR
3	WASTE WATCHDOG

Movement Moving around the tables

Participation Cleaning

Class Reflection

Did you follow CHAMP during...

Class Rubric	“-” Needs Improvement	“+” Excellent
1. Entry & BW		
2. Instruction		
3. Activity		
4. Weekly Reflection		
5. Clean-up		

E=All +'s, S=3 or 4 +'s, N=0-2+'s

Does the class deserve an E, S, or N?