

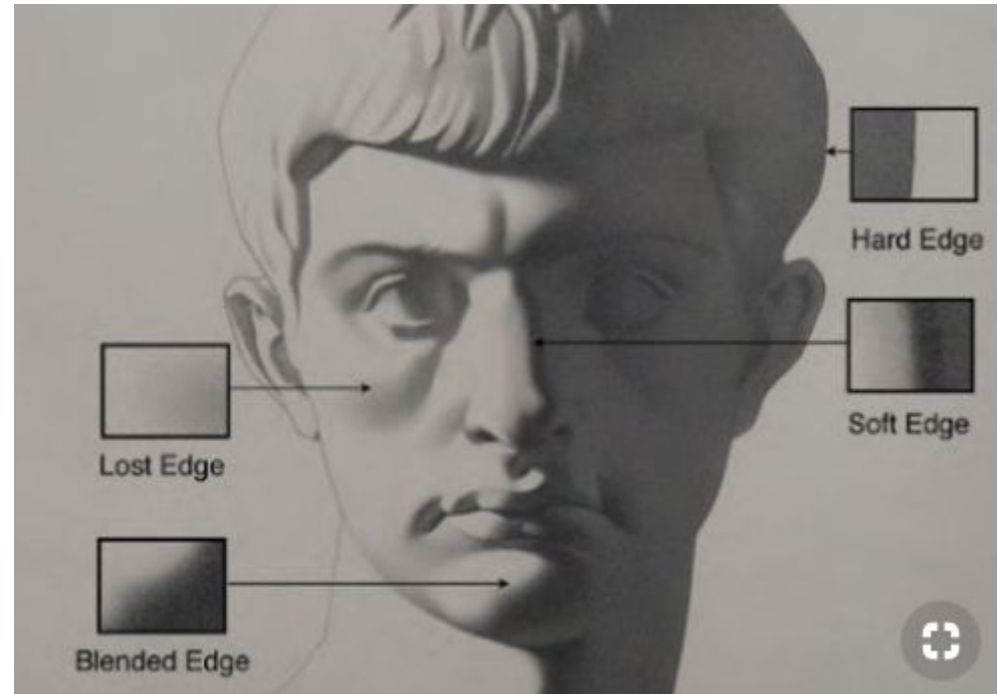
What You Will Do: (5 MINS)

Conversation	Level-0
Help	Raise Your Hand
Activities	Bellwork

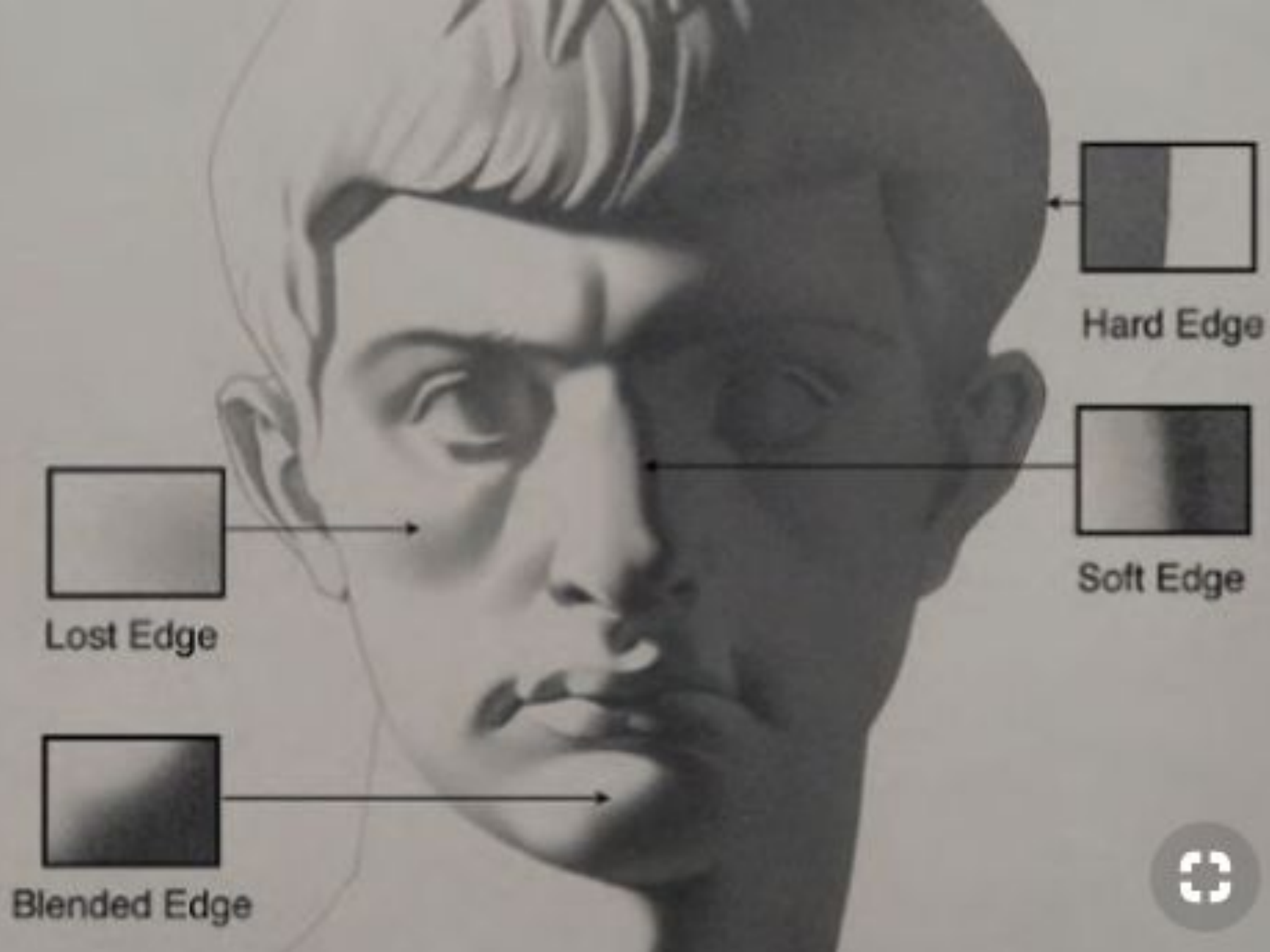
Week 6

Directions:

This week use a full page in your sketchbook and draw this sculpture. Label the different edges. Your page should be landscape.



Movement	Materials Counter
Participation	Writing-No Phone
Sound	Instructor's Music



(Write what's in Red!)

W.A.P.S Week 6 q3

Project: Still-Life Rendering

Due: Thursday 2-14-19

Monday 2-11-19

EQ (Essential Question):

What are edges in art?

What will I learn today:

The student will learn the concept of value in terms of art. The student will learn the importance of value in the development of drawings and paintings.

How I will learn it? (Agenda)

-Discuss Edges in Art

-Continue Final

How do I know I learned it?

If you can score at least a 3 on the scale for the following:

Theme:

Student fills the space and shows good evidence of the theme.

Technique:

Student Fills the space and shows good evidence of a technique.

Elements and Principles of Design Student shows good evidence of the Es and Ps in a good balanced design. 0

Followed Directions Student followed directions of assignment creatively. Also, follows Art Room Rules.

Craftsmanship

Student's artwork appears thoughtfully planned; very neatly done; shows unity; "Hanging Quality Work."

4 A Above Expectations

3 B - Met Expectations

2 C - Approaching Expectations

1 D - Below Expectations

Reminders:

Upload Wk 5 BW to Artsonia by Thursday

Pay your \$25 Art Lab fee to

get off the obligation list

Find make-up work at Katundra.com

A hard **edge** is the term used when the **edge** of an object is painted in a well defined way

A soft **edge** is when it is painted so that it disappears or fades into the background.

(Write what's in Red!)

W.A.P.S Week 6 q3

Project: Still-Life Rendering

Due: Thursday 2-14-19

Tuesday 2-12-19

EQ (Essential Question):

How can you establish your edges?

What will I learn today:

The student will learn the concept of value in terms of art. The student will learn the importance of value in the development of drawings and paintings.

How I will learn it? (Agenda)

-Discuss creating Edges

-Continue Final

How do I know I learned it?

If you can score at least a 3 on the scale for the following:

Theme:

Student fills the space and shows good evidence of the theme.

Technique:

Student Fills the space and shows good evidence of a technique.

Elements and Principles of Design Student shows good evidence of the Es and Ps in a good balanced design. 0

Followed Directions Student followed directions of assignment creatively. Also, follows Art Room Rules.

Craftsmanship

Student's artwork appears thoughtfully planned; very neatly done; shows unity; "Hanging Quality Work."

4 A Above Expectations

3 B - Met Expectations

2 C - Approaching Expectations

1 D - Below Expectations

Reminders:

Upload Wk 5 BW to Artsonia by Thursday

Pay your \$25 Art Lab fee to

get off the obligation list

Find make-up work at Katundra.com

(Write what's in Red!)

W.A.P.S Week 6 q3

Project: Still-Life Rendering

Due: Thursday 2-14-19

Wednesday 2-13-19

EQ (Essential Question):

How can an object be used as a measurement?

What will I learn today:

The student will learn the concept of value in terms of art. The student will learn the importance of value in the development of drawings and paintings.

How I will learn it? (Agenda)

- Discuss Measuring objects
- Continue Final Still Life Rendering

How do I know I learned it?

If you can score at least a 3 on the scale for the following:

Theme:

Student fills the space and shows good evidence of the theme.

Technique:

Student Fills the space and shows good evidence of a technique.

Elements and Principles of Design Student shows good evidence of the Es and Ps in a good balanced design. 0

Followed Directions Student followed directions of assignment creatively. Also, follows Art Room Rules.

Craftsmanship

Student's artwork appears thoughtfully planned; very neatly done; shows unity; "Hanging Quality Work."

4 A Above Expectations

3 B - Met Expectations

2 C - Approaching Expectations

1 D - Below Expectations

Reminders:

Upload Wk 5 BW to Artsonia by Thursday

Pay your \$25 Art Lab fee to

get off the obligation list

Find make-up work at Katundra.com

(Write what's in Red!)

W.A.P.S Week 6 q3

Project: Still-Life Rendering

Due: Thursday 2-14-19

Thursday 2-14-19

EQ (Essential Question):

What techniques can be used to get rid of outlines?

What will I learn today:

The student will learn the concept of value in terms of art. The student will learn the importance of value in the development of drawings and paintings.

How I will learn it? (Agenda)

-Discuss Blending

**-Continue Final Still Life
Rendering**

How do I know I learned it?

If you can score at least a 3 on the scale for the following:

Theme:

Student fills the space and shows good evidence of the theme.

Technique:

Student Fills the space and shows good evidence of a technique.

Elements and Principles of Design Student shows good evidence of the Es and Ps in a good balanced design. 0

Followed Directions Student followed directions of assignment creatively. Also, follows Art Room Rules.

Craftsmanship

Student's artwork appears thoughtfully planned; very neatly done; shows unity; "Hanging Quality Work."

4 A Above Expectations

3 B - Met Expectations

2 C - Approaching Expectations

1 D - Below Expectations


Reminders:

Upload Wk 5 BW to Artsonia by Today


Pay your \$25 Art Lab fee to

get off the obligation list








Find make-up work at Katundra.com



01-31 Rendering Exercise



7-Step Value Scale

1		Highlight
2		Light Tone
3		Midtone
4		Reflected Light
5		Shadow
6		Core Shadow
7		Cast Shadow







Weekly Art Participation

(W.A.P.S.)

Every week use a new sheet of notebook paper.

Head your paper with
W.A.P.S.-Week__

2nd

W.A.P.S. - WEEK__

Name
Date
Per.
Table #

1st

Write Unit, Project,
and Due Date on every
new notebook paper

3rd

Unit:

Project:

Due Date:

Write your
name,
date,
period, and
table #

Write Day/Date, E.Q
(Essential Question),
Agenda

Rate Your Knowledge before
the lesson

4th

Day/Date

Rate 1234

E.Q:

Agenda:

At the end of class you will
tell me what you either
learned or what you did

Rate how you worked during
the activity:

- 1-w/Teacher's Assistance
- 2-w/ Peers Assistance
- 3-Independently
- 4-Innovatively

5th

Reflection:

Rate 1234

Day/Date

E.Q:

Agenda:

Reflection:

**** Repeat Steps 4 and 5**
for the rest of the week.**

How to Set-Up Your Folder:

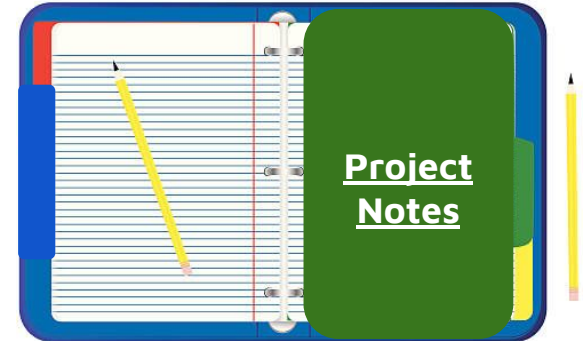
1st Divider - Write Weekly Art Participation Sheet

Place 10-Sheets of Notebook Paper behind this divider



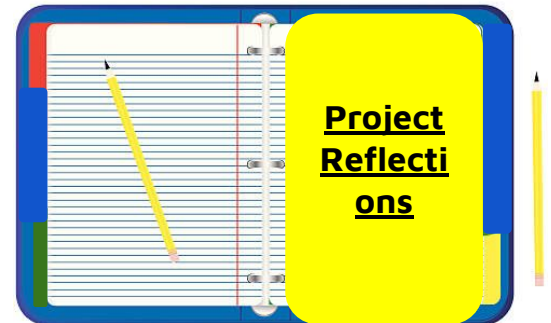
2nd Divider - Write Project Notes

Place 5-Sheets of Notebook Paper behind this divider



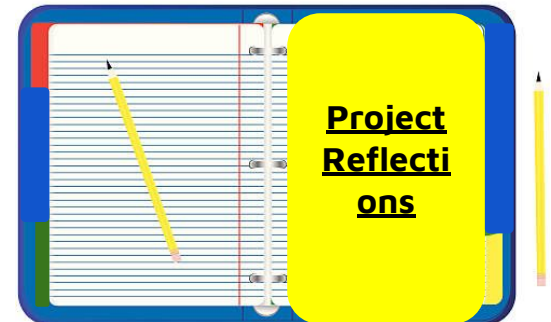
3rd Divider - Write Artist Statements

Place 5-Sheets of Notebook Paper behind this divider. This is where your Artist Statements and Comments are placed.



4th Divider - Write Sketchbook (if you don't have a sketchbook)

Place 6-Sheets of Manila Paper behind this divider



ARTSONIA DIRECTIONS

<https://www.artsonia.com/teachers/docs/videos.asp?id=Classroom+Mode+-+Students>

Download the Artsonia App

Write the Steps:

1. Click on Student
2. Type in Access Code
3. Select Green Check
4. Enter your Name
5. Add Art and Select Project
6. Take a Picture
7. Edit if needed
8. Title the Work
9. Type Artist Statement
10. Submit to Teacher

Stewart's Access Code: DPZJ-CCNJ

What You Will Do: (5 MINS)- Reflection

Conversation	At a Level-0.
Help	You can raise your hand to receive help on the...
Activities	Reflection

1st

On your Weekly Art
Participation Sheet
Under the Reflection
Section

**Tell me what you learned
or did in details using a
complete sentence.**

2nd

Where do you stand with meeting the
standard for today:

1. Theme- 4 3 2 1
2. Technique 4 3 2 1
3. Elements/Principles 4 3 2 1
4. Following Directions 4 3 2 1
5. Craftsmanship 4 3 2 1

4 A - Above Expectations

3 B - Met Expectations

2 C - Approaching Expectations

1 D - Below Expectations

Movement	None
Participation	Writing

Clean-Up

What You Will Do: (3 MINS)

Conversation At a Level-1.

Help You can raise your hand to receive help on the...

Activities Clean-Up Time

ARTISTS DUTIES	
3	ART ADVISOR
4	MATERIALS MANAGER
1	SKETCHBOOK SUPERVISOR
2	WASTE WATCHDOG

Movement Moving around the tables

Participation Cleaning

Class Reflection

Did you follow CHAMP during...

Class Rubric	“-” Needs Improvement	+ “+” Excellent
1. Entry & BW		
2. Instruction		
3. Activity		
4. Weekly Reflection		
5. Clean-up		

E=All +’s, S=3 or 4 +’s, N=0-2+’s

Does the class deserve an E, S, or N?

During this Activity I should Hear and See:

	0	1	2	3
CONVERSATION	0	1	2	3
HELP	RAISE YOUR HAND	ASK YOUR NEIGHBOR	ASK 3 Peers BEFORE ME	ASK NEW STUDENT
ACTIVITIES	PRESENTATION & INSTRUCTION	INDEPENDENT WORK	PARTNER WORK	GROUP WORK
MOVEMENT	NONE	Move to Materials Counter	Move to Materials Counter & Computers	Move Around The Tables
PARTICIPATION	RAISE YOUR HANDS	DRAWING, WRITING & READING	SPEAKING	DISCUSSING
SOUND	No Music	Personal Music	Class Choice Music	Mrs. Stewart Music