


Monday BELLWORK - Week 8

5/1/17

Using a new Page in your sketchbook Let's Describe this work of art!

Describe the COLORS, LINES, SHAPES, SPACES, and TEXTURE you see.



Widely regarded as the most influential Mexican artist of the twentieth century, Diego Rivera was truly a larger-than-life figure who spent significant periods of his career in Europe and the U.S., in addition to his native Mexico.

He sought to make art that reflected the lives of the working class and native peoples of Mexico.

Title: Self-Portrait

Artist: Diego Rivera

Date: 1949

Monday Agenda 5-1-17 Week 8

Unit: Drawing

Project: Grid Texture Portrait

Due: Friday 5/12/17

Essential Question #81: How do artists determine goals for designing objects?

What will I learn today? #12 How to select and use the structural elements of art and organizational principles of design to document images in various formats for public audiences (VA.68.O.3.1).

How I will learn it? (Agenda)

-Phase II: Design - Develop Grid for project and on reference,

-Create Texture Hand (day 5/15)
email:

stewart3k@manateeschools.net

How do I know I learned it?

When I can score at least a 3 on the scale

| | |
|---|---|
| 4 | I can correctly complete this activity innovatively. |
| 3 | I can correctly complete this activity independently |
| 2 | I can correctly complete this activity using peers assistance |
| 1 | I can correctly complete this activity using teacher assistance |

How can I use it?

When creating texture designs in your final drawing.

Key Terms:

4. texture- refers to how things feel, or look as though they might feel, if touched

Reminders:


If You're Out Find your Make-up work at katundra.com > 2D

Tuesday BELLWORK - Week 8

5/2/17

Using the paper in your sketchbook let's Analyze this work of art!

How did the artist organize this work of art using the Principles of Design? Choose 3 to explain.



Title: Self-Portrait

Artist: Diego Rivera

Date: 1949

Tuesday Agenda 5-2-17 Week 8

Unit: Drawing

Project: Grid Texture Portrait

Due: Friday 5/12/17

Essential Question #45: How do the elements and principles help create a meaningful piece of art?

What will I learn today? #12 How to select and use the structural elements of art and organizational principles of design to document images in various formats for public audiences (VA.68.O.3.1).

How I will learn it? (Agenda)

-Phase III: Creating - Draw the contour of the portrait on your grid paper (day 6/15)

email:

stewart3k@manateeschools.net

How do I know I learned it?

When I can score at least a 3 on the scale

| | |
|---|---|
| 4 | I can correctly complete this activity innovatively. |
| 3 | I can correctly complete this activity independently |
| 2 | I can correctly complete this activity using peers assistance |
| 1 | I can correctly complete this activity using teacher assistance |

How can I use it?

When creating texture designs in your final drawing.

Key Terms:

4. texture- refers to how things feel, or look as though they might feel, if touched

Reminders:

If You're Out Find your Make-up work at katundra.com > 2D

Unit: Drawing

Lesson: Texture


| | |
|---------------|--|
| subject | an image in an artwork that viewers can easily identify |
| portrait | visual representations of people |
| self-portrait | a painting or drawing of an artist's own image |
| texture | refers to how things feel, or look as though they might feel, if touched |

Wednesday BELLWORK - Week 8

5/3/17

Using the paper in your sketchbook let's Compare and Contrast the 2 works of art! Tell me 3 things for each three categories.

No BW Due to Early Release



Title: Self-Portrait

Artist: Diego Rivera

Date: 1949



Title: Drawing for Phil/Rubberstamp

Artist: Chuck Close

Date: 1976

Wednesday Agenda 5-3-17 Week 8

Unit: Drawing

Project: Grid Texture Portrait

Due: Friday 5/12/17

Essential Question #45: How do the elements and principles help create a meaningful piece of art?

What will I learn today? #12 How to select and use the structural elements of art and organizational principles of design to document images in various formats for public audiences (VA.68.O.3.1).

How I will learn it? (Agenda)

-Phase III: Creating - Draw the contour of the portrait on your grid paper (day 7/15) or work on pgs. 144-147 Write Qs and answer email:
stewart3k@manateeschools.net

How do I know I learned it?

When I can score at least a 3 on the scale

| | |
|---|---|
| 4 | I can correctly complete this activity innovatively. |
| 3 | I can correctly complete this activity independently |
| 2 | I can correctly complete this activity using peers assistance |
| 1 | I can correctly complete this activity using teacher assistance |

How can I use it?

When creating texture designs in your final drawing.

Key Terms:

5. contour drawing- a **drawing** that is essentially an outline

Reminders:


If You're Out Find your Make-up work at katundra.com > 2D

Thursday BELLWORK - Week 8

5/4/17

Using the paper in your sketchbook let's draw the work of art!

Start sketching the large shape and then focus on the smaller parts.



Title: Self-Portrait

Artist: Diego Rivera

Date: 1949

Thursday Agenda 5-4-17 Week 8

Unit: Drawing

Project: Grid Texture Portrait

Due: Friday 5/12/17

Essential Question #45: How do the elements and principles help create a meaningful piece of art?

What will I learn today? #12 How to select and use the structural elements of art and organizational principles of design to document images in various formats for public audiences (VA.68.O.3.1).

How I will learn it? (Agenda)

-Phase III: Creating - Draw the contour of the portrait on your grid paper (day 8/15) or work on pgs. 148-9 Copy down all sections email:
stewart3k@manateeschools.net

How do I know I learned it?

When I can score at least a 3 on the scale

| | |
|---|---|
| 4 | I can correctly complete this activity innovatively. |
| 3 | I can correctly complete this activity independently |
| 2 | I can correctly complete this activity using peers assistance |
| 1 | I can correctly complete this activity using teacher assistance |

How can I use it?

When creating texture designs in your final drawing.

Key Terms:

5. contour drawing- a **drawing** that is essentially an outline

Reminders:


If You're Out Find your Make-up work at katundra.com > 2D

Friday BELLWORK - Week 8

5/5/17

Using the same paper in your sketchbook judge this work of art.

What is the artist trying to say? Did this artwork inspire you? Why or Why not? Is the artwork successful? Why or Why not? How would you rate it? (3-4 sentences)



Title: Self-Portrait

Artist: Diego Rivera

Date: 1949

Friday Agenda 5-5-17 Week 8

Unit: Drawing

Project: Grid Texture Portrait

Due: Friday 5/12/17

Essential Question #45: How do the elements and principles help create a meaningful piece of art?

What will I learn today? #12 How to select and use the structural elements of art and organizational principles of design to document images in various formats for public audiences (VA.68.O.3.1).

How I will learn it? (Agenda)

-Phase III: Creating - Draw the contour of the portrait on your grid paper (day 9/15) or work on pgs. 150-1 Copy down all sections email:
stewart3k@manateeschools.net

How do I know I learned it?

When I can score at least a 3 on the scale

| | |
|---|---|
| 4 | I can correctly complete this activity innovatively. |
| 3 | I can correctly complete this activity independently |
| 2 | I can correctly complete this activity using peers assistance |
| 1 | I can correctly complete this activity using teacher assistance |

How can I use it?

When creating texture designs in your final drawing.

Key Terms:

5. contour drawing- a **drawing** that is essentially an outline

Reminders:

If You're Out Find your Make-up work at katundra.com > 2D

Where do you find the most inspiration for your art?

- My imagination
- Nature
- Everyday life
- Fellow artists
- Other artwork
- Works of literature
- all of the above, plus art supply shops
- Travel brochures, magazines and imagination
- What I like
- something that has happened in your life
- the Bible and my life experiences based on that.
- Politics and Current events
- personal belongings
- the creative process
- Music
- the every day beauty in animals and emotions no one can describe with words
- The book "Artist Inspired"
- Everything
- Love
- childhood memories
- Anime!!
- my friends and family, experiences, nature, other artists
- My emotions
- all of the above
- music, other art, video, creativity, originality.

For example I was inspired by manga/ anime so I created the following work of art:



Homeroom Schedule:

HR-9:15-11:15

3rd-11:18-11:48

Lunch B 11:51-12:21

4th-12:24-12:54

5th-12:57-1:27

6th-1:30-2:00

7th-2:03-2:33

1st-2:37-3:07

2nd-3:10-3:40

During this Activity I should

See:

| C ONVERSATION | 0 | 1 | 2 | 3 |
|-------------------|----------------------------------|-------------------------------------|---------------------------------|------------------------------|
| H ELP | RAISE YOUR HAND | ASK YOUR NEIGHBOR | ASK YOUR TEAMATES | ASK NEW STUDENT |
| A CTIVITIES | PRESENTATION & INSTRUCTION | INDEPENDENT WORK | PARTNER WORK | GROUP WORK |
| M OVEMENT | NONE | Move to Materials Counter | Move to Materials Counter | Move Around The Tables |
| P ARTICIPATION | RAISE YOUR HANDS | DRAWING, WRITING & READING | SPEAKING | DISCUSSING |

5. Clean-Up

What You Will Do: (5 MINS)

Conversation At a Level-0.

Help You can raise your hand to receive help on the...

Activities Clean-Up Time

| ARTISTS DUTIES | |
|----------------|-----------------------|
| 4 | ART ADVISOR |
| 3 | MATERIALS MANAGER |
| 2 | SKETCHBOOK SUPERVISOR |
| 1 | WASTE WATCHDOG |

Movement Moving around the tables

Participation Cleaning

Class Reflection

Did you follow CHAMP during...

| Class Rubric | “-” Needs Improvement | “+” Excellent |
|----------------------|-----------------------|---------------|
| 1. Entry & BW | | |
| 2. Instruction | | |
| 3. Activity | | |
| 4. Weekly Reflection | | |
| 5. Clean-up | | |

E=All +'s, S=3 or 4 +'s, N=0-2+'s

Does the class deserve an E, S, or N?