

What You Will Do: (5 MINS)

Conversation	At a Level-0 .
Help	You can raise your hand to receive help on the...
Activities	Bellwork

Monday BELLWORK - Week 3 q2

10/30/17

Using a new Page in your sketchbook Let's Describe this work of art!

Describe What you see! the COLORS, LINES, SHAPES, SPACES, and TEXTURE you see.

Title: *Miles and Jojo*

Artist: Jordan Casteel

Year Made: 2015



Movement	None
Participation	Writing

(Write what's in Red!)

W.A.P. S. Week 3 q2 **Monday 10-30-17**

Unit: Drawing

Project: Figure Drawing

Due: Wednesday 11-8-17

Essential Question: **EQ:** Why do artists collaborate?

What will I learn today: Create new meaning in artworks through shared language, expressive content, and ideation. VA.68.O.2.1

How I will learn it? **(Agenda)**

6. Each person in the group needs two sketches of the idea you're thinking about using - Due today (upload to Artsonia)
(Day 4/12)

How do I know I learned it?

If you can score at least a 3 on the scale:

1. Theme-Veterans Day
2. Technique- Figure Drawing
3. Elements/Principles -Scale
4. Following Directions -Collaborate
5. Craftsmanship - Neat

- 4 A - Above Expectations
3 B - Met Expectations
2 C - Approaching Expectations
1 D - Below Expectations
0 F - Didn't Meet Expectations
-

How can I use it?
in future projects.

Reminders:

- Find your Make-up work at katundra.com
- Upload Bellwork Wk 2_q2 to Artsonia by Thursday

What You Will Do: (5 MINS)

Conversation	At a Level-0.
Help	You can raise your hand to receive help on the...
Activities	Bellwork

Tuesday BELLWORK - Week 3 q2 10/31/17

Using the paper in your sketchbook let's Analyze this work of art!

How did the artist organize this work of art using the Principles of Design? Choose 3 to explain.

Title: *Miles and Jojo*

Artist: Jordan Casteel

Year Made: 2015



Movement	None
Participation	Writing

(Write what's in Red!)

W.A.P. S. Week 3 q2 **Tuesday 10-31-17**

Unit: Drawing

Project: Figure Drawing

Due: Wednesday 11-8-17

Essential Question: **EQ:** Why do artists collaborate?

What will I learn today: Create new meaning in artworks through shared language, expressive content, and ideation. VA.68.O.2.1

How I will learn it? **(Agenda)**

6. Each person in the group needs two sketches of the idea you're thinking about using - Due today (upload to Artsonia) (Day 5/12)
7. You have 7 days to complete the figure drawing for Veterans Day

How do I know I learned it?

If you can score at least a 3 on the scale:

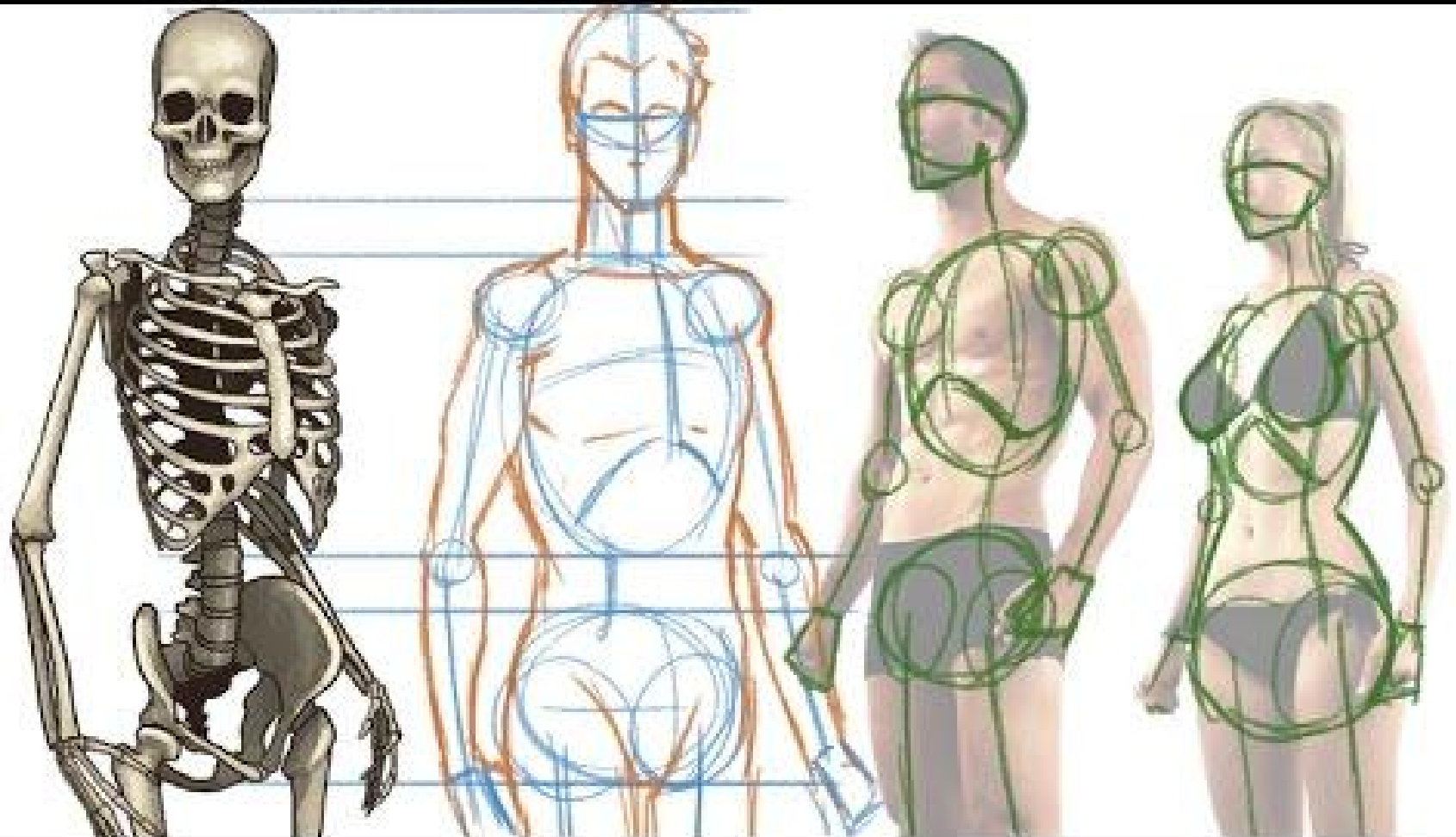
1. Theme-Veterans Day
2. Technique- Figure Drawing
3. Elements/Principles -Scale
4. Following Directions -Collaborate
5. Craftsmanship - Neat

- 4 A - Above Expectations
- 3 B - Met Expectations
- 2 C - Approaching Expectations
- 1 D - Below Expectations
- 0 F - Didn't Meet Expectations

How can I use it?
in future projects.

Reminders:

- Find your Make-up work at katundra.com
- Upload Bellwork Wk 2_q2 to Artsonia by Thursday



What You Will Do: (5 MINS)

Conversation	At a Level-0 .
Help	You can raise your hand to receive help on the...
Activities	Bellwork

Wednesday BELLWORK - Week 3 q2

11/1/17

Compare and Contrast the 2 works of art!

Tell me 3 descriptions for each 3 categories.



Title: *Miles and Jojo*

Artist: Jordan Casteel

Year Made: 2015



Title: The Old Guitarist

Artist: Pablo Picasso

Year Made: 1903

Movement	None
Participation	Writing

(Write what's in Red!)

W.A.P. S. Week 3 q2

Wednesday 11-31-17

Unit: Drawing

Project: Figure Drawing

Due: Wednesday 11-8-17

Essential Question: **EQ:** Why do artists collaborate?

What will I learn today: Create new meaning in artworks through shared language, expressive content, and ideation. VA.68.O.2.1

How I will learn it? **(Agenda)**

7. You have 6 days to complete the figure drawing for Veterans Day (Day 6/12)

How do I know I learned it?

If you can score at least a 3 on the scale:

1. Theme-Veterans Day
2. Technique- Figure Drawing
3. Elements/Principles -Scale
4. Following Directions -Collaborate
5. Craftsmanship - Neat

- 4 A - Above Expectations
3 B - Met Expectations
2 C - Approaching Expectations
1 D - Below Expectations
0 F - Didn't Meet Expectations

How can I use it?
in future projects.

Reminders:

- Find your Make-up work at katundra.com
- Upload Bellwork Wk 2_q2 to Artsonia by Thursday

What You Will Do: (5 MINS)

Conversation	At a Level-0.
Help	You can raise your hand to receive help on the...
Activities	Bellwork

Thursday BELLWORK - Week 3 q2 - 11/2/17

Using the paper in your sketchbook let's draw the work of art!

Start sketching the large shape and then focus on the smaller parts.



Movement	None	Title: <i>Miles and Jojo</i>
Participation	Writing	Artist: Jordan Casteel
		Year Made: 2015

(Write what's in Red!)

W.A.P. S. Week 3 q2

Thursday 11-2-17

Unit: Drawing

Project: Figure Drawing

Due: Wednesday 11-8-17

Essential Question : **EQ:** How can certain techniques be used to achieve an artistic goal?

What will I learn today: Create new meaning in artworks through shared language, expressive content, and ideation. VA.68.O.2.1

How I will learn it? (Agenda)

7. Draw your Veterans Day figure, you have 5 days (Day 7/12)

How do I know I learned it?

If you can score at least a 3 on the scale:

1. Theme-Veterans Day
2. Technique- Figure Drawing
3. Elements/Principles -Scale
4. Following Directions -Collaborate
5. Craftsmanship - Neat

- 4 A - Above Expectations
- 3 B - Met Expectations
- 2 C - Approaching Expectations
- 1 D - Below Expectations
- 0 F - Didn't Meet Expectations

How can I use it?
in future projects.

Reminders:

- Find your Make-up work at katundra.com
- Upload Bellwork Wk 2_q2 to Artsonia by Thursday

About the Bellwork

The Weeping Woman series is regarded as a thematic continuation of the tragedy depicted in Picasso's epic painting Guernica. In focusing on the image of a woman crying, the artist was no longer painting the effects of the Spanish Civil War directly, but rather referring to a singular universal image of suffering.

Picasso's insistence that we imagine ourselves into the excoriated face of this woman, into her dark eyes, was part of his response to seeing newspaper photographs of the Luftwaffe's bombing of Guernica on behalf of Franco in the Spanish civil war on April 26, 1937. **The Weeping Woman, 1937** came at the end of the series of paintings, prints and drawings that Picasso made in protest. It has very personal, Spanish sources. In May 1937 Picasso's mother wrote to him from Barcelona that smoke from the burning city during the fighting made her eyes water.

What You Will Do: (5 MINS)

Conversation	At a Level-0.
Help	You can raise your hand to receive help on the...
Activities	Bellwork

Friday BELLWORK - Week 3 q2

11/3/17

Interpret and Judge this work of art.
What is the purpose or meaning of the artwork? What do you think about the artwork? Does the work communicate an idea, feeling, or principle that would have benefit for others? Explain. How would you rate it? (3-4 sentences)



Movement	None	<u>Title:</u> <i>Miles and Jojo</i>
		<u>Artist:</u> Jordan Casteel
Participation	Writing	<u>Year Made:</u> 2015

(Write what's in Red!)

W.A.P. S. Week 3 q2

Friday 11-3-17

Unit: Drawing

Project: Figure Drawing

Due: Wednesday 11-8-17

Essential Question : **EQ:** How can certain techniques be used to achieve an artistic goal?

What will I learn today: Create new meaning in artworks through shared language, expressive content, and ideation. VA.68.O.2.1

How I will learn it? (Agenda)

7. Draw your Veterans Day figure, you have 4 days (Day 8/12)

How do I know I learned it?

If you can score at least a 3 on the scale:

1. Theme-Veterans Day
2. Technique- Figure Drawing
3. Elements/Principles -Scale
4. Following Directions -Collaborate
5. Craftsmanship - Neat

- 4 A - Above Expectations
- 3 B - Met Expectations
- 2 C - Approaching Expectations
- 1 D - Below Expectations
- 0 F - Didn't Meet Expectations

How can I use it?
in future projects.

Reminders:

- Find your Make-up work at katundra.com
- Upload Bellwork Wk 2_q2 to Artsonia by Thursday


How to Set-Up Your Folder:

In the front - Art Room Procedures Worksheets

1st Divider - Write Weekly Art Participation Sheet

Place 10-Sheets of Notebook Paper behind this divider

This includes: W.A.P.S for the Nine weeks



2nd Divider - Write Project Notes

Place 4-Sheets of Notebook Paper behind this divider

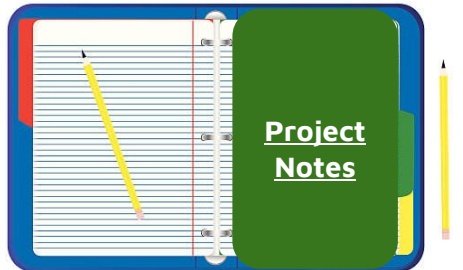
This includes: -Vocabulary Sheets & KWL NOTES



3rd Divider - Write Project Reflections


Place 4-Sheets of Notebook Paper behind this divider

This includes: -Artist Statement & Art Critique Comments



(4th Divider (only if you don't have a sketchbook) - Write Temporary Sketchbook)

This includes: -Bellwork, Sketches, Drawings



During this Activity I should Hear and See:

CONVERSATION	0	1	2	3
HELP	RAISE YOUR HAND	ASK YOUR NEIGHBOR	ASK 3 Peers BEFORE ME	ASK NEW STUDENT
ACTIVITIES	PRESENTATION & INSTRUCTION	INDEPENDENT WORK	PARTNER WORK	GROUP WORK
MOVEMENT	NONE	Move to Materials Counter	Move to Materials Counter & Computers	Move Around The Tables
PARTICIPATION	RAISE YOUR HANDS	DRAWING, WRITING & READING	SPEAKING	DISCUSSING
SOUND	No Music	Personal Music	Class Choice Music	Mrs. Stewart Music

What You Will Do: (5 MINS)- Reflection

Conversation	At a Level-0.
Help	You can raise your hand to receive help on the...
Activities	Reflection

1st
On your Weekly Art
Participation Sheet
Under the Reflection
Section
**Tell me what you did
in details using a
complete sentence**

2nd

Where do you stand with meeting the
standard for today:

1. Theme-Day of the Dead-Name to Honor 4 3 2 1
2. Technique- Zentangles 4 3 2 1
3. Elements/Principles 4 3 2 1
4. Following Directions 4 3 2 1
5. Craftsmanship 4 3 2 1

4 A - Above Expectations

3 B - Met Expectations

2 C - Approaching Expectations

1 D - Below Expectations

Movement	None
Participation	Writing

What You Will Do: (5 MINS)- Reflection

Conversation	At a Level-0.
Help	You can raise your hand to receive help on the...
Activities	Reflection

1st

On your *Weekly Art Participation Sheet*
Under the Reflection
Section

**Tell me what you
learned in details using
a complete sentence.**

2nd

Where do you stand with meeting the
standard for today:

1. Theme-Day of the Dead-Name to Honor 4 3 2 1
2. Technique- Zentangles 4 3 2 1
3. Elements/Principles 4 3 2 1
4. Following Directions 4 3 2 1
5. Craftsmanship 4 3 2 1

4 A - Above Expectations

3 B - Met Expectations

2 C - Approaching Expectations

1 D - Below Expectations

Movement	None
Participation	Writing

Clean-Up

What You Will Do: (3 MINS)

Conversation At a Level-1.

Help You can raise your hand to receive help on the...

Activities Clean-Up Time

ARTISTS DUTIES	
4	ART ADVISOR
1	MATERIALS MANAGER
2	SKETCHBOOK SUPERVISOR
3	WASTE WATCHDOG

Movement Moving around the tables

Participation Cleaning

Class Reflection

Did you follow CHAMP during...

Class Rubric	“-” Needs Improvement	“+” Excellent
1. Entry & BW		
2. Instruction		
3. Activity		
4. Weekly Reflection		
5. Clean-up		

E=All +'s, S=3 or 4 +'s, N=0-2+'s

Does the class deserve an E, S, or N?