

# Ridge Community High School

<u>Navy Day</u>	<b>Navy/Silver Early Dismissal Schedule</b>				<u>Silver Day</u>
Block 1	7:00 AM - 7:42 AM				Block 2
Block 3	7:49 AM - 8:31 AM				Block 4
Block 7	8:38 AM - 9:20 AM				Block 6
Block 5A	9:20 AM - 9:45 AM A Lunch	9:52 AM - 11:30 AM Class			Block 5A
Block 5B	9:27 AM - 9:55 AM Class - Part 1	9:55 AM - 10:20 AM B Lunch	10:27 AM - 11:30 AM Class - Part 2		Block 5B
Block 5C	9:27 AM - 10:30 AM Class - Part 1		10:30 AM - 10:55 AM C Lunch	11:02 AM - 11:30 AM Class - Part 2	Block 5C
Block 5D	9:27 AM - 11:05 AM Class			11:05 AM - 11:30 AM D Lunch	Block 5D

## 2020-2021 Early Dismissal Dates

9/23/2020	2/3/2021
10/21/2020	3/10/2021
1/20/2021	4/21/2021

# Bellwork Paper Format

**1. Make sure your paper is landscape. On the back write your Name, Date, Per, and Table # in the top right corner**

**2. Draw two vertical lines to divide your paper into three columns**

**3. Then halfway down the paper draw a horizontal line**

**4. Label each box with the following info:**

**1st**

--

**2nd**

--	--	--

**3rd**


**4th**

<b>Day 1: Describe</b>	<b>Bellwork -Week</b>  <b>Title: Artist: Date:</b>	<b>Day 2: Analyze</b>
<b>Day 3: Interpret</b>	<b>Day 4: Draw</b>	<b>Day 5: Judge</b>

## What You Will Do: (5 MINS)

Conversation	At a <b>Level-0</b> .
Help	You can raise your hand to receive help on the...
Activities	Bellwork

# Friday BELLWORK - Week 3

2/5/21

### Directions:


In the 5th box: Draw the work of art.

Title: "Sky and Water I"

Artist: M. C. Escher

Year Made: 1938

Movement	None
Participation	Writing



## What You Will Do: (5 MINS)

Conversation	At a <b>Level-0</b> .
Help	You can raise your hand to receive help on the...
Activities	Bellwork

# Friday BELLWORK - Week 3

2/5/21

### Directions:


In the 5th box: Draw the work of art.

Title: "Sky and Water I"


Artist: M. C. Escher

Year Made: 1938

Movement	None
Participation	Writing







# You Have 5 mins to Upload Your Work to Artsonia

1. Either Download the Artsonia App on your phone or Use your Desktop Browser and type in Artsonia.com
2. Click on Student
3. Type in the Access Code **ZWSY-FKRS**
4. Click on All Students
5. Enter Your Name
6. Add Art
7. Select the name of the assignment : **Wk3\_2\_5\_q3\_BW**
8. Take a Picture
9. Crop the image if needed
10. Title the work
11. Type the Artist Statement - How do positive and negative shapes work together to communicate in a composition?
12. Submit to Teacher

## Friday 2-5-21

**Learning Goal:** Use the structural elements of art and the organizational principles of design in works of art to establish an interpretive and technical foundation for visual coherence.

---

**Daily Question:** How do positive and negative shapes work together to communicate in a composition?

---

### **AGENDA: How I will learn it?**

- Complete Drawing Challenge
- Upload to Artsonia

## **Week 3**

### **How do I know I learned it?**

When I can score at least a 3 on the scale

- 4 I can correctly complete this activity innovatively.
- 3 I can correctly complete this activity independently
- 2 I can correctly complete this activity using peers assistance
- 1 I can correctly complete this activity using teacher assistance

## ***Announcements***

In terms of grading, if you uploaded your assignment under the Make-Up Folder, remember that is the last folder I check. Current work takes precedence. If you have a zero, remember you can still make that grade up.

Positive Space

is the area or areas within the drawing or pictorial space that includes the subjects.

Negative Space

is the area or areas within the drawing or pictorial space around the subjects.



# Wk3\_2\_5\_Drawing Challenge

## Directions:

Choose one of the ideas and make a neat, detailed drawing. Use the full page and add value with either color or graphite. You can also use a digital drawing program like Photopea, Photoshop, etc. Upload it to Artsonia at the end of class. \*If you finish early choose another challenge to complete

## Copy Challenge



or

## Character Challenge

A living Japanese clay soldier wearing an abundance of jewelry jumping through a flaming hoop.

## Criteria: (50 points)

- ☐ Artwork is creative and original (10 pts)
- ☐ Artwork fills the 8.5 x 11 paper thoughtfully (10pts)
- ☐ Artwork is either shaded with pencil or color (10 pts)
- ☐ CRAFTSMANSHIP (neatness and precision) (10 pts)
- ☐ PUNCTUAL-Submitted on time (10 pts)

# You Have 5 mins to Upload Your Work to Artsonia

1. Either Download the Artsonia App on your phone or Use your Desktop Browser and type in Artsonia.com
2. Click on Student
3. Type in the Access Code **ZWSY-FKRS**
4. Click on All Students
5. Enter Your Name
6. Add Art
7. Select the name of the assignment : **Wk 3\_2\_5 Drawing Challenge**
8. Take a Picture
9. Crop the image if needed
10. Title the work
11. Type the Artist Statement : How was your work session?
12. Submit to Teacher