


## What You Will Do: (5 MINS)

Conversation	Level-0
Help	Raise Your Hand
Activities	Bellwork

### Week 2



### Directions:

Create your dream house using 2-point perspective. Due Thursday.

Movement	Materials Counter
Participation	Drawing-No Phone
Sound	Instructor's Music

**(Write what's in Red!)**

## **W.A.P.S Week 2 q4**

**Unit: Space**

**Project: 3D Maze**

**Due: Thursday 3/21/19**

## **Monday 3-18-19**

### **EQ (Essential Question):**

**How can you show contrast in your maze?**

#### **What will I learn today:**

The student will learn six ways to create the illusion of space on a flat surface. The student will learn how to create the illusion of space using one point linear perspective and two point linear perspective.

### **How I will learn it? (Agenda)**

**-Continue 3D Maze Final on the 12x18 paper**

### **How do I know I learned it?**

If you can score at least a 3 on the scale for the following:

#### **Theme:**

Student fills the space and shows good evidence of the theme.

#### **Technique:**

Student Fills the space and shows good evidence of a technique.

**Elements and Principles of Design** Student shows good evidence of the Es and Ps in a good balanced design. 0

**Followed Directions** Student followed directions of assignment creatively. Also, follows Art Room Rules.

#### **Craftsmanship**

Student's artwork appears thoughtfully planned; very neatly done; shows unity; "Hanging Quality Work."

4 A Above Expectations

3 B - Met Expectations

2 C - Approaching Expectations

1 D - Below Expectations

### **Reminders:**

**Upload Wk 1 BW to Artsonia by Thursday**

**Pay your \$25 Art Lab fee to**

**get off the obligation list**

**Find make-up work at [Katundra.com](http://Katundra.com)**

**(Write what's in Red!)**

## W.A.P.S Week 2 q4

Unit: Space

Project: 3D Maze

Due: Thursday 3/21/19

## Tuesday 3-19-19

### EQ (Essential Question):

How can you show contrast in your maze?

### What will I learn today:

The student will learn six ways to create the illusion of space on a flat surface. The student will learn how to create the illusion of space using one point linear perspective and two point linear perspective.

### How I will learn it? (Agenda)

- Continue 3D Maze Final on the 12x18 paper
- Complete Artist Statement

### How do I know I learned it?

If you can score at least a 3 on the scale for the following:

#### Theme:

Student fills the space and shows good evidence of the theme.

#### Technique:

Student Fills the space and shows good evidence of a technique.

Elements and Principles of Design Student shows good evidence of the Es and Ps in a good balanced design. 0

Followed Directions Student followed directions of assignment creatively. Also, follows Art Room Rules.

#### Craftsmanship

Student's artwork appears thoughtfully planned; very neatly done; shows unity; "Hanging Quality Work."

4 A Above Expectations

3 B - Met Expectations

2 C - Approaching Expectations

1 D - Below Expectations

### Reminders:

Upload Wk 1 BW to Artsonia by Thursday

Pay your \$25 Art Lab fee to

get off the obligation list

Find make-up work at [Katundra.com](http://Katundra.com)

**(Write what's in Red!)**

## W.A.P.S Week 2 q4

Unit: Space

Project: 3D Maze

Due: Thursday 3/21/19

### Wednesday 3-20-19

#### EQ (Essential Question):

What concepts or techniques have been used in the maze drawing?

#### What will I learn today:

The student will learn six ways to create the illusion of space on a flat surface. The student will learn how to create the illusion of space using one point linear perspective and two point linear perspective.

#### How I will learn it? (Agenda)

- Continue 3D Maze Final on the 12x18 paper
- Complete Artist Statement

#### How do I know I learned it?

If you can score at least a 3 on the scale for the following:

##### Theme:

Student fills the space and shows good evidence of the theme.

##### Technique:

Student Fills the space and shows good evidence of a technique.

Elements and Principles of Design Student shows good evidence of the Es and Ps in a good balanced design. 0

Followed Directions Student followed directions of assignment creatively. Also, follows Art Room Rules.

##### Craftsmanship

Student's artwork appears thoughtfully planned; very neatly done; shows unity; "Hanging Quality Work."

4 A Above Expectations

3 B - Met Expectations

2 C - Approaching Expectations

1 D - Below Expectations

#### Reminders:

Upload Wk 1 BW to Artsonia by Thursday

Pay your \$25 Art Lab fee to

get off the obligation list

Find make-up work at [Katundra.com](http://Katundra.com)

**(Write what's in Red!)**

## W.A.P.S Week 2 q4

Unit: Space

Project: 3D Maze

Due: Thursday 3/21/19

**Thursday 3-21-19**

**EQ (Essential Question):**

**What concepts or techniques have been used in the maze drawing?**

**What will I learn today:**

The student will learn six ways to create the illusion of space on a flat surface. The student will learn how to create the illusion of space using one point linear perspective and two point linear perspective.

**How I will learn it? (Agenda)**

- Continue 3D Maze Final on the 12x18 paper & Upload to Artsonia**
- Complete Artist Statement**

**How do I know I learned it?**

If you can score at least a 3 on the scale for the following:

**Theme:**

Student fills the space and shows good evidence of the theme.

**Technique:**

Student Fills the space and shows good evidence of a technique.

**Elements and Principles of Design Student shows good evidence of the Es and Ps in a good balanced design. 0**

**Followed Directions** Student followed directions of assignment creatively. Also, follows Art Room Rules.

**Craftsmanship**

Student's artwork appears thoughtfully planned; very neatly done; shows unity; "Hanging Quality Work."

4 A Above Expectations 3 B - Met Expectations

2 C - Approaching Expectations 1 D - Below Expectations

**Reminders:**

**Upload Wk 1 BW to Artsonia by Thursday**

**Pay your \$25 Art Lab fee to get off the obligation list**

**Find make-up work at Katundra.com**

**Write Your name on the list to help with face painting for the Relay for Life event**



## What You Will Do: (5 MINS)

Conversation

**Level-2**

Help

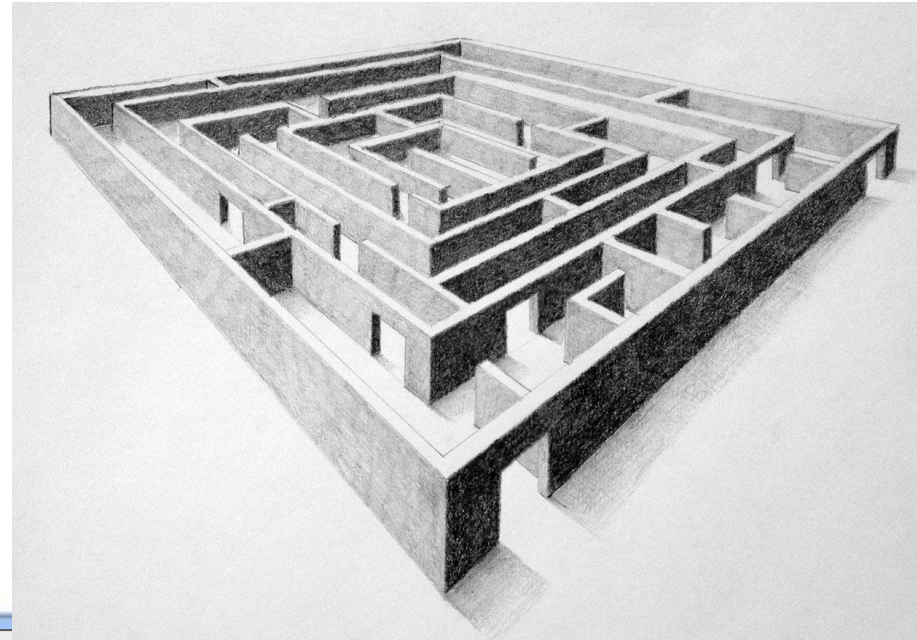
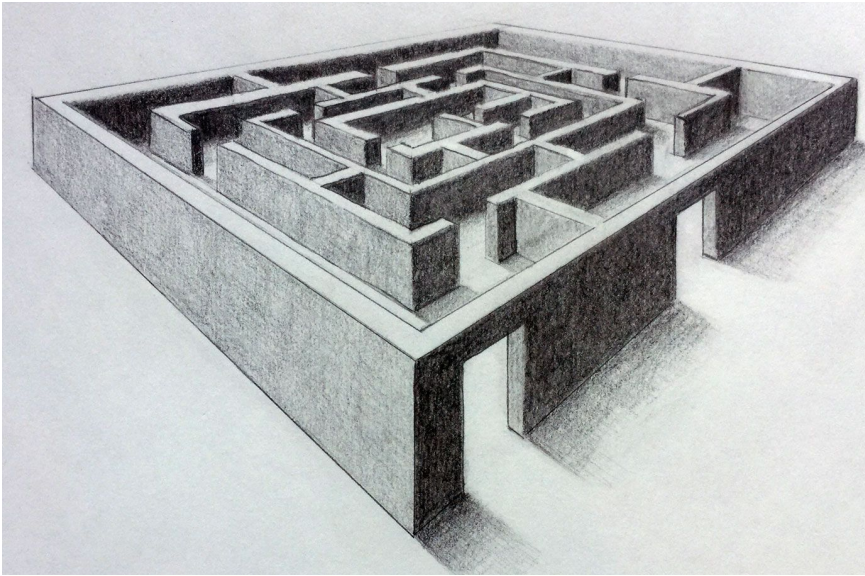
**Ask 3 Before Me**

Activities

**3D MAZE Final**

### Directions:

Using the 12x18 drawing paper, create your final maze. Make sure you shade it with the different shades and shadows.



Movement

**Materials Counter**

Participation

**Drawing- Phone**

Sound

**Personal Music**

# Artist's Choice Drawing

## DIRECTIONS:

Choose one of the ideas below and make a neat, detailed drawing. Take your time, go slow, and edit - this is not a race. If you finish early, you are expected to choose a different option and work on it on a separate sheet of paper.

## CRITERIA FOR SUCCESS (20 points)

- Artwork is creative and original
- Artwork is done in pencil fills the entire paper thoughtfully
- Artwork is either shaded with pencil or colored using provided supplies
- Artwork shows evidence of an entire class period of quality work.
- CRAFTSMANSHIP (neatness and precision)

## DRAWING IDEAS

Draw something that can't be turned off.

- Draw something soothing.
- Draw something you think sounds or smells incredible.
- Draw something that needs fixing.

DUE TO ARTSONIA THURSDAY 3/22/19: Stewart 03-22 Artist's Choice Drawing

**PROJECT TITLE:** About Me Poster

**TIME FRAME:** 5 DAYS

**MATERIALS:** 9 X 12 Drawing Paper, Pencil, Colored Pencils, Markers

**Directions:**

Create a poster design that is about you, using the elements of art. You need to include the following information as visuals instead of text:



**Info About You**

- ☐ Selfie
- ☐ Name
- ☐ Nickname
- ☐ Hometown
- ☐ Grade Level
- ☐ Special talent, hobby, or interest
- ☐ Planned College or Profession

**Elements of Art**

- ☐ Line
- ☐ Shape
- ☐ Form
- ☐ Value
- ☐ Space
- ☐ Texture
- ☐ Color



## What You Will Do: (5 MINS)- Reflection

Conversation	At a Level-0.
Help	You can raise your hand to receive help on the...
Activities	Reflection

1st

On your Weekly Art  
Participation Sheet  
Under the Reflection  
Section

**Tell me what you learned  
or did in details using a  
complete sentence.**

2nd

Where do you stand with meeting the  
standard for today:

1. Theme- 4 3 2 1
2. Technique 4 3 2 1
3. Elements/Principles 4 3 2 1
4. Following Directions 4 3 2 1
5. Craftsmanship 4 3 2 1

**4 A - Above Expectations**

**3 B - Met Expectations**

**2 C - Approaching Expectations**

**1 D - Below Expectations**

Movement	None
Participation	Writing

## Clean-Up

### What You Will Do: (3 MINS)

Conversation At a Level-1.

Help You can raise your hand to receive help on the...

Activities Clean-Up Time

ARTISTS DUTIES	
2	ART ADVISOR
3	MATERIALS MANAGER
4	SKETCHBOOK SUPERVISOR
1	WASTE WATCHDOG

Movement Moving around the tables

Participation Cleaning

# Class Reflection

Did you follow CHAMP during...

Class Rubric	“-” Needs Improvement	“+” Excellent
1. Entry & BW		
2. Instruction		
3. Activity		
4. Weekly Reflection		
5. Clean-up		

E=All +’s, S=3 or 4 +’s, N=0-2+’s

Does the class deserve an E, S, or N?

During this Activity I should Hear and See:

	0	1	2	3
<b>C</b> ONVERSATION				
<b>H</b> ELP	RAISE YOUR HAND	ASK YOUR EIGHBOR	ASK 3 Peers BEFORE ME	ASK NEW STUDENT
<b>A</b> CTIVITIES	PRESENTATION & INSTRUCTION	INDEPENDENT WORK	PARTNER WORK	GROUP WORK
<b>M</b> OVEMENT	NONE	Move to Materials Counter	Move to Materials Counter & Computers	Move Around The Tables
<b>P</b> ARTICIPATION	RAISE YOUR HANDS	DRAWING, WRITING & READING	SPEAKING	DISCUSSING
<b>S</b> OUND	No Music	Personal Music	Class Choice Music	Mrs. Stewart Music