

What You Will Do: (5 MINS)

Conversation	Level-0
Help	Raise Your Hand
Activities	Bellwork

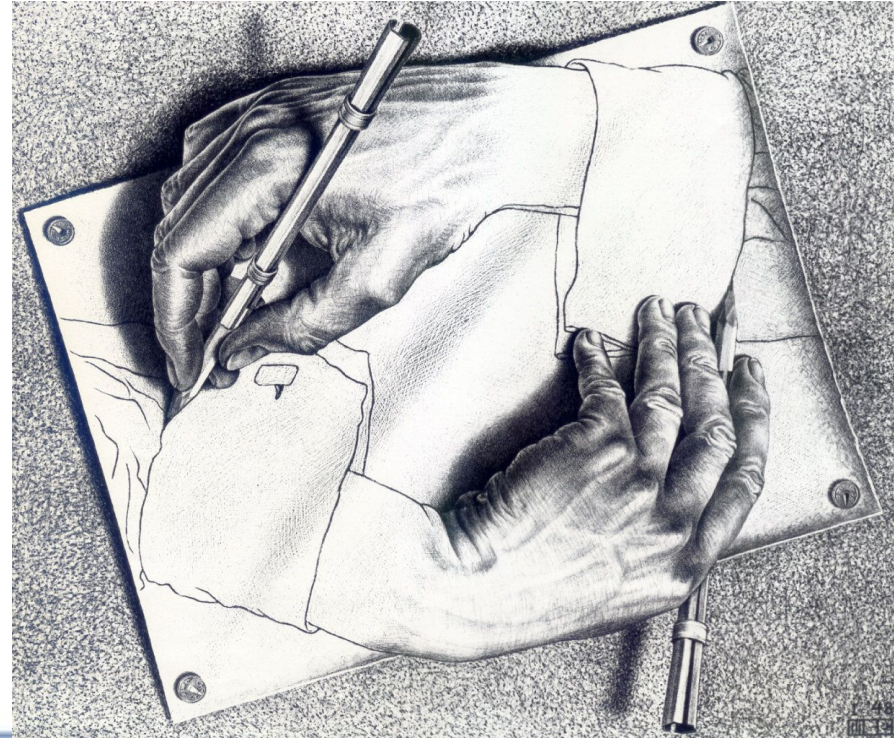
Week 4 -Monday 11/11/2/18

Title: Sky and Water I

Artist: M. C. Escher

Year Made: 1938

No School



Movement	Materials Counter
Participation	Writing-No Phone
Sound	Instructor's Music

Conversation	Level-0
Help	Raise Your Hand
Activities	Bellwork

Tuesday Week 5 11/13/18

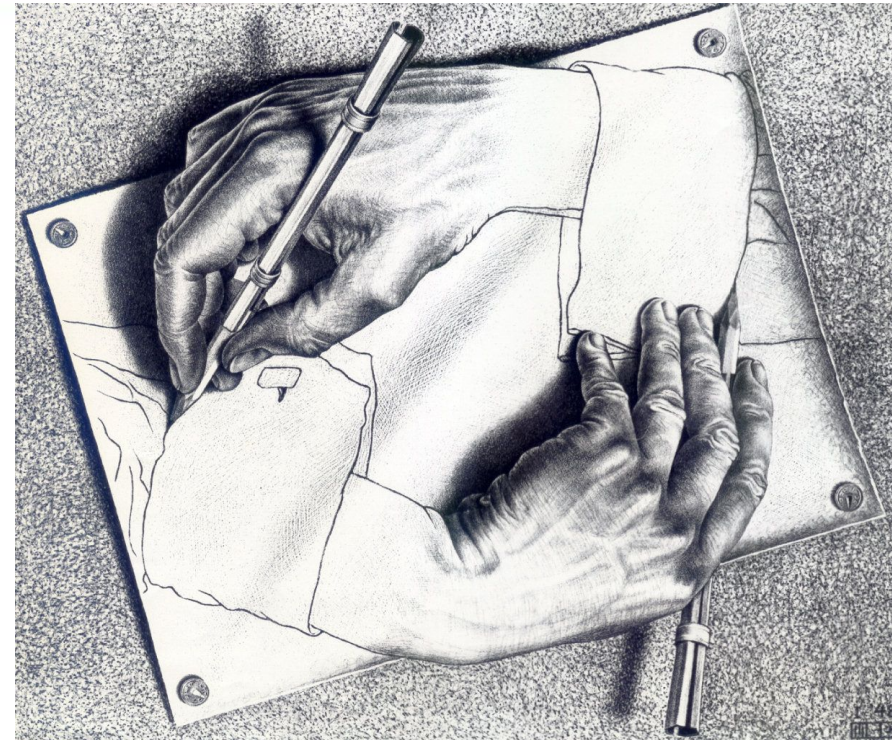
Title: Drawing Hands

Artist: M. C. Escher

Year Made: 1948

Directions:

In a box title it Describe and then write what you see in the artwork.
(at least 1 sentence)



Movement	Materials Counter
Participation	Writing-No Phone
Sound	Instructor's Music

(Write what's in Red!)

W.A.P.S Week 5 q2

Unit Shape

Project: Personal Positive and Negative Design

Due: 11-16-18 / 11-23-18 (Out of Class)

Tuesday 11-13-18

EQ (Essential Question):

How can geometric and organic shapes be used to enhance drawing skill?

What will I learn today:

I will understand various aspects regarding the element of art, shape including the definition of shape, geometric and organic shapes, positive and negative shapes, and how shape can be used to draw representationally

How I will learn it? (Agenda)

-Grade Bw Wk 3

-Discuss HW

-Start New Project

How do I know I learned it?

If you can score at least a 3 on the scale for the following:

Theme: Conceptual

Student **fills** the space and shows **good** evidence of the theme.

Technique: Combining Positive and Negative Shapes

Student **Fills** the space and shows **good** evidence of a technique.

Elements and Principles of Design

Student shows **good** evidence of the Es and Ps in a good balanced design.

Followed Directions

Student followed directions of assignment creatively. Also, follows Art Room Rules.

Craftsmanship

Student's artwork appears thoughtfully planned; very neatly done; shows unity; **"Hanging Quality Work."**

4 A Above Expectations

3 B - Met Expectations

2 C - Approaching Expectations

1 D - Below Expectations





Reminders:

Pay your \$25 Art Lab fee to get off the obligation list





Find make-up work at Katundra.com

Upload BW Week 4Q2 by Friday

What You Will Do: (5 MINS)

Conversation	Level-2
Help	Ask 3 Before Me
Activities	Sketching Positive and Negative Shape
Directions:	<div><div><div><div><div>Composition 1</div><div></div></div><div><div>Composition 2</div><div></div></div></div><div><div><div></div><div></div></div></div></div><div><div><div>1. In your sketchbook divide your paper into two sections.</div><div>2. Create two different sketches of your still-life object, the stool, showing 2 different viewpoints. Play with enlarging the view. (use a Viewfinder to help you)</div><div>3. Shade in either the positive shape or the negative shape.</div><div>4. Upload to Artsonia under the title Stewart 11-2-18 Positive and Negative Shapes</div></div></div></div>
Movement	Materials Counter
Participation	Drawing
Sound	Personal Music

What You Will Do: (5 MINS)

Conversation	Level-2		
Help	Ask 3 Before Me		
Activities	1st Part - Final Drawing of Positive and Negative Shape		
<p>5. Show Mrs. Stewart your completed sketches to get Final paper.</p> <p>6. Draw your most effective sketch out of the 2.</p> <p>7. Fill in either the positive or negative shape with Indian Ink.</p> <p>8. Place on Drying rack at the end of class.</p> <p>9. When you're done upload to Stewart</p> <p><u>11-9-18 Final Positive and Negative Shapes</u></p> <p>10. When dry, place in the cabinet labeled Work to Be Graded for your period.</p> <p>11. When you're done complete homework or free draw.</p>		Composition 1	Composition 2
			
			
Movement	Materials Counter		
Participation	Drawing		
Sound	Personal Music		


Homework for Positive and Negative Shape

Due: Tuesday 11-13-18

In your sketchbook create a design that shows 2 images becoming one through positive and negative shapes.

How can your negative space become part of your positive space?

Have a theme and reason why you chose the 2 images to combine.



Conversation	Level-0
Help	Raise Your Hand
Activities	Bellwork

Week 5 Wednesday 11/14/18

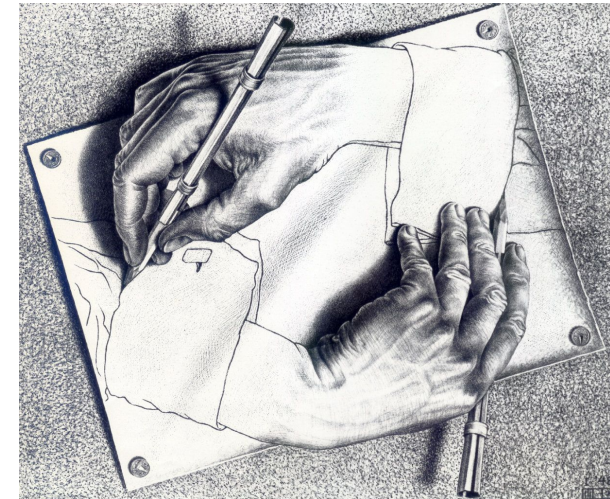

Title: Sky and Water I

Artist: M. C. Escher

Year Made: 1938

Directions:

Compare the 2 works of art!
Tell me 3 descriptions for the artwork on the left, the right, and their similarities.



Movement	Materials Counter	<u>Title:</u> Drawing Hands
Participation	Writing-No Phone	<u>Artist:</u> M. C. Escher
Sound	Instructor's Music	<u>Year Made:</u> 1948

(Write what's in Red!)

W.A.P.S Week 5 q2

Unit Shape

Project: Personal Positive and Negative Design

Due: 11-16-18 / 11-23-18 (Out of Class)

Wednesday 11-14-18

EQ (Essential Question):

How can a negative shape become positive?

What will I learn today:

I will understand various aspects regarding the element of art, shape including the definition of shape, geometric and organic shapes, positive and negative shapes, and how shape can be used to draw representationally

How I will learn it? (Agenda)

- Discuss P&N Shapes
 - Continue New Project
- Due Friday**

How do I know I learned it?

If you can score at least a 3 on the scale for the following:

Theme: Conceptual

Student **fills** the space and shows **good** evidence of the theme.

Technique: Combining Positive and Negative Shapes

Student **Fills** the space and shows **good** evidence of a technique.

Elements and Principles of Design

Student shows **good** evidence of the Es and Ps in a good balanced design.

Followed Directions

Student followed directions of assignment creatively. Also, follows Art Room Rules.

Craftsmanship

Student's artwork appears thoughtfully planned; very neatly done; shows unity; **"Hanging Quality Work."**

4 A Above Expectations

3 B - Met Expectations

2 C - Approaching Expectations

1 D - Below Expectations

Reminders:

Pay your \$25 Art Lab fee to get off the obligation list

Find make-up work at Katundra.com

Upload BW Week 4Q2 by Friday

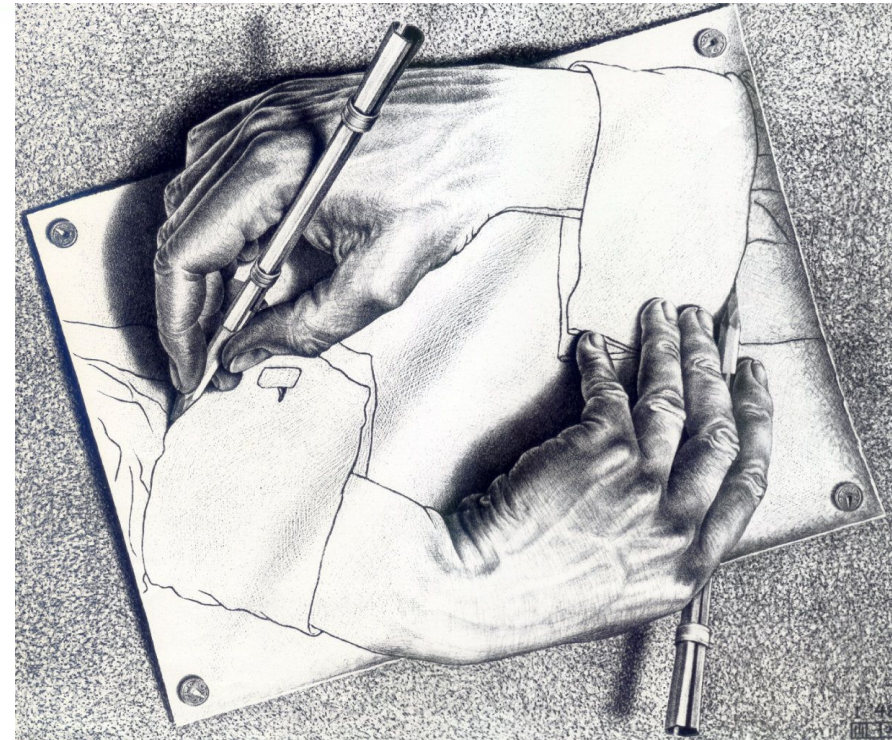
What You Will Do: (5 MINS)

Conversation	Level-0
Help	Raise Your Hand
Activities	Bellwork

Week 5 Thursday 11/15/18

Directions:

Label Thursday's box with sketch and draw a representation of the artwork. Start sketching the large shape and then focus on the smaller parts.



Movement	Materials Counter	<u>Title:</u> Drawing Hands
Participation	Drawing-No Phone	<u>Artist:</u> M. C. Escher
Sound	Instructor's Music	<u>Year Made:</u> 1948

(Write what's in Red!)

W.A.P.S Week 5 q2

Unit Shape

Project: Personal Positive and Negative Design

Due: 11-16-18 / 11-23-18 (Out of Class)

Thursday 11-15-18

EQ (Essential Question):

What is the difference between plagiarism and inspiration?

What will I learn today:

I will understand various aspects regarding the element of art, shape including the definition of shape, geometric and organic shapes, positive and negative shapes, and how shape can be used to draw representationally

How I will learn it? (Agenda)

- Discuss Plagiarism & Inspiration**
- Continue Project**
- Due Friday**

How do I know I learned it?

If you can score at least a 3 on the scale for the following:

Theme: Conceptual

Student **fills** the space and shows **good** evidence of the theme.

Technique: Combining Positive and Negative Shapes

Student **Fills** the space and shows **good** evidence of a technique.

Elements and Principles of Design

Student shows **good** evidence of the Es and Ps in a good balanced design.

Followed Directions

Student followed directions of assignment creatively. Also, follows Art Room Rules.

Craftsmanship

Student's artwork appears thoughtfully planned; very neatly done; shows unity; **"Hanging Quality Work."**

4 A Above Expectations

3 B - Met Expectations

2 C - Approaching Expectations

1 D - Below Expectations

Reminders:

Pay your \$25 Art Lab fee to get off the obligation list

Find make-up work at Katundra.com


Upload BW Week 4Q2 by Friday

What You Will Do: (5 MINS)

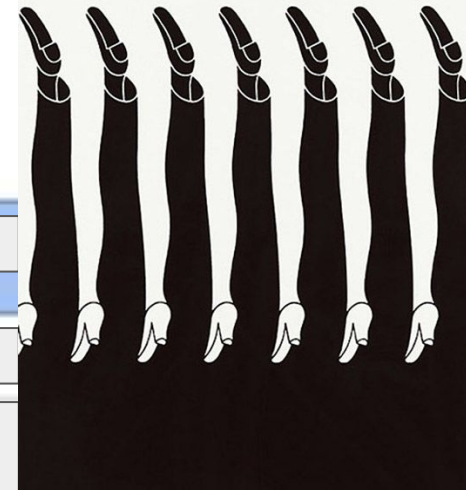
Conversation	Level-2
Help	Ask 3 Before Me
Activities	2nd Part- Personal Positive and Negative Design

Directions:

1. In your sketchbook divide your paper into two sections.
2. Create one sketch of a design that shows 2 images becoming one through positive and negative shapes. **IT MUST BE YOUR DESIGN NOT FROM GOOGLE**
3. Shade in either the positive shape or the negative shape.
4. Upload to Artsonia under the title **Stewart 11-13-18 HW for Positive and Negative Shapes**



NEGATIVE SPACE




Movement	Materials Counter
Participation	Drawing
Sound	Personal Music

What You Will Do: (5 MINS)

Conversation	Level-2
Help	Ask 3 Before Me
Activities	2nd Part- Personal Positive and Negative Design

Directions:

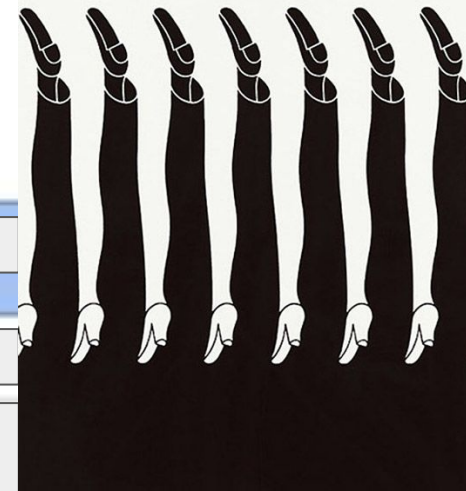
5. Show Mrs. Stewart your completed sketches to get Final paper.
6. Draw your final on the paper and fill in either the positive or negative shape with Indian Ink, Marker, or Watercolor. Use only one color.
7. When you're done upload to [Stewart 11-16-18](#)
[2nd Part of Final Positive and Negative Shapes](#) and answer the artist statement questions.
8. Place on Drying rack at the end of class.
9. When dry, place in the cabinet labeled Work to Be Graded for your period.
10. When you're done free draw.



NEGATIVE SPACE




Movement	Materials Counter
Participation	Drawing
Sound	Personal Music





Artwork from the Original Artists


Did you copy their work? If so you've plagiarized-take (the work or an idea of someone else) and pass it off as one's own.

synonyms: copy, infringe the copyright of, pirate, steal, poach, appropriate, rip off, crib, "borrow", pinch









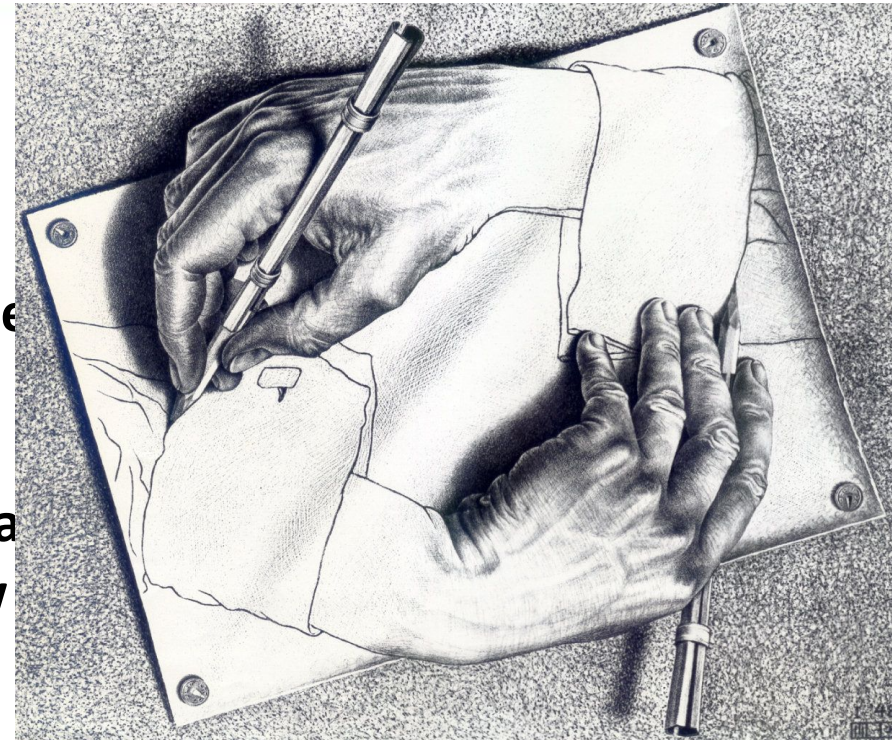
What You Will Do: (5 MINS)

Conversation	Level-0
Help	Raise Your Hand
Activities	Bellwork

Week 5 Friday 11/16/18

Directions:

Label your box with Interpret and Judge
What is the purpose or meaning of the artwork? What do you think about the artwork? Does the work communicate a idea, feeling, or principle? Explain. How would you rate it? (3-4 sentences)



Movement	Materials Counter	<u>Title:</u> Drawing Hands
Participation	Writing-No Phone	<u>Artist:</u> M. C. Escher
Sound	Instructor's Music	<u>Year Made:</u> 1948

(Write what's in Red!)

W.A.P.S Week 5 q2

Unit Shape

Project: Personal Positive and Negative Design

Due: 11-16-18 / 11-23-18 (Out of Class)

Friday 11-16-18

EQ (Essential Question):

What is the difference between plagiarism and inspiration?

What will I learn today:

I will understand various aspects regarding the element of art, shape including the definition of shape, geometric and organic shapes, positive and negative shapes, and how shape can be used to draw representationally

How I will learn it? (Agenda)

**-Review Plagiarism
& Inspiration
-Complete Project
Due Today**

How do I know I learned it?

If you can score at least a 3 on the scale for the following:

Theme: Conceptual

Student **fills** the space and shows **good** evidence of the theme.

Technique: Combining Positive and Negative Shapes

Student **Fills** the space and shows **good** evidence of a technique.

Elements and Principles of Design

Student shows **good** evidence of the Es and Ps in a good balanced design.

Followed Directions

Student followed directions of assignment creatively. Also, follows Art Room Rules.

Craftsmanship

Student's artwork appears thoughtfully planned; very neatly done; shows unity; **"Hanging Quality Work."**

4 A Above Expectations

3 B - Met Expectations

2 C - Approaching Expectations

1 D - Below Expectations

Reminders:

Pay your \$25 Art Lab fee to get off the obligation list

Find make-up work at Katundra.com

Upload BW Week 4Q2 by Friday

Weekly Art Participation

(W.A.P.S.)

Every week use a new sheet of notebook paper.

Head your paper with
W.A.P.S.-Week__

2nd

W.A.P.S. - WEEK__

Name
Date
Per.
Table #

1st

Write Unit, Project,
and Due Date on every
new notebook paper

3rd

Unit:

Project:

Due Date:

Write your
name,
date,
period, and
table #

Write Day/Date, E.Q
(Essential Question),
Agenda

Rate Your Knowledge before
the lesson

4th

Day/Date

Rate 1234

E.Q:

Agenda:

At the end of class you will
tell me what you either
learned or what you did

Rate how you worked during
the activity:

- 1-w/Teacher's Assistance
- 2-w/ Peers Assistance
- 3-Independently
- 4-Innovatively

5th

Reflection:

Rate 1234

Day/Date

E.Q:

Agenda:

Reflection:

**** Repeat Steps 4 and 5**
for the rest of the week.**

How to Set-Up Your Folder:

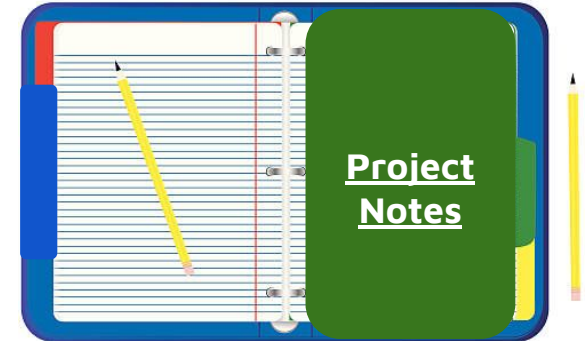
1st Divider - Write Weekly Art Participation Sheet

Place 10-Sheets of Notebook Paper behind this divider



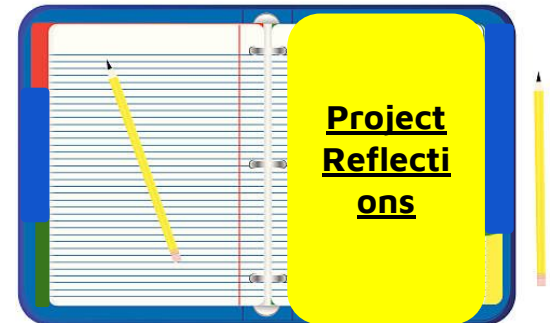
2nd Divider - Write Project Notes

Place 5-Sheets of Notebook Paper behind this divider



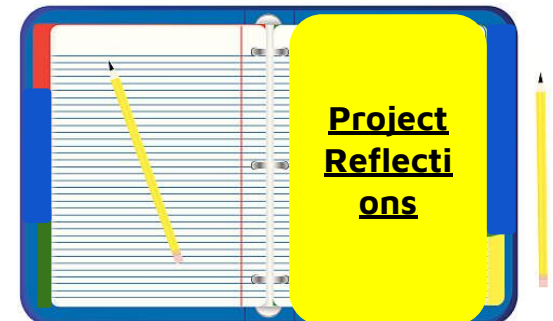
3rd Divider - Write Artist Statements

Place 5-Sheets of Notebook Paper behind this divider. This is where your Artist Statements and Comments are placed.



4th Divider - Write Sketchbook (if you don't have a sketchbook)

Place 6-Sheets of Manila Paper behind this divider



ARTSONIA DIRECTIONS

<https://www.artsonia.com/teachers/docs/videos.asp?id=Classroom+Mode+-+Students>

Download the Artsonia App

Write the Steps:

1. Click on Student
2. Type in Access Code
3. Select Green Check
4. Enter your Name
5. Add Art and Select Project
6. Take a Picture
7. Edit if needed
8. Title the Work
9. Type Artist Statement
10. Submit to Teacher

Stewart's Access Code: DPZJ-CCNJ

What You Will Do: (5 MINS)- Reflection

Conversation	At a Level-0.
Help	You can raise your hand to receive help on the...
Activities	Reflection

1st

On your Weekly Art
Participation Sheet
Under the Reflection
Section

**Tell me what you learned
or did in details using a
complete sentence.**

2nd

Where do you stand with meeting the
standard for today:

1. Theme- 4 3 2 1
2. Technique 4 3 2 1
3. Elements/Principles 4 3 2 1
4. Following Directions 4 3 2 1
5. Craftsmanship 4 3 2 1

4 A - Above Expectations

3 B - Met Expectations

2 C - Approaching Expectations

1 D - Below Expectations

Movement	None
Participation	Writing

Clean-Up

What You Will Do: (3 MINS)

Conversation At a Level-1.

Help You can raise your hand to receive help on the...

Activities Clean-Up Time

ARTISTS DUTIES	
4	ART ADVISOR
1	MATERIALS MANAGER
2	SKETCHBOOK SUPERVISOR
3	WASTE WATCHDOG

Movement Moving around the tables

Participation Cleaning

Class Reflection

Did you follow CHAMP during...

Class Rubric	“-” Needs Improvement	“+” Excellent
1. Entry & BW		
2. Instruction		
3. Activity		
4. Weekly Reflection		
5. Clean-up		

E=All +'s, S=3 or 4 +'s, N=0-2+'s

Does the class deserve an E, S, or N?

During this Activity I should Hear and See:

	0	1	2	3
C ONVERSATION				
H ELP	RAISE YOUR HAND	ASK YOUR EIGHBOR	ASK 3 Peers BEFORE ME	ASK NEW STUDENT
A CTIVITIES	PRESENTATION & INSTRUCTION	INDEPENDENT WORK	PARTNER WORK	GROUP WORK
M OVEMENT	NONE	Move to Materials Counter	Move to Materials Counter & Computers	Move Around The Tables
P ARTICIPATION	RAISE YOUR HANDS	DRAWING, WRITING & READING	SPEAKING	DISCUSSING
S OUND	No Music	Personal Music	Class Choice Music	Mrs. Stewart Music