

Welcome Everyone to Mrs. StewART's Class!

We will get started soon.

Today is Navy Day

1st Period- 7:06 - 8:36

3rd Period 8:43 - 10:13

5th Period part 10:20 - 11:23

C Lunch 11:23 - 11:48

5th Period part 2 11:55 - 12:23

7th Period 12:30 - 2:00


Bellwork for Week 1

1/18- Copy the Image



1/27- In this box you have 10 minutes to draw the Scribble Challenge: *Copy the random scribble from below, and turn it into a work of art!*

1/27- En este recuadro tienes 10 minutos para dibujar el Reto de garabatos: Copia el garabato al azar de abajo y conviértelo en una obra de arte.



Bellwork for Week 2

1/25- In this box you have 10 minutes to draw the Character Challenge: *A wrinkled old car-salesman that is writing in their diary who is really scary looking.*

1/25- En este recuadro tienes 10 minutos para dibujar el Desafío del personaje: Un viejo vendedor de autos arrugado que está escribiendo en su diario y que tiene un aspecto realmente aterrador.

1/29- In this box you have 10 minutes to draw the IMAGE using the grid.



You Have 5 mins to Upload Your Work to Artsonia

1. Either Download the Artsonia App on your phone or Use your Desktop Browser and type in Artsonia.com
2. Click on Student
3. Type in the Access Code **ZWSY-FKRS**
4. Click on All Students
5. Enter Your Name
6. Add Art
7. Select the name of the assignment : **Wk2_1_29_q3_BW**
8. Take a Picture
9. Crop the image if needed
10. Title the work
11. Type the Artist Statement - ANSWER THE ESSENTIAL QUESTION
12. Submit to Teacher

Friday 1-29-21

Learning Goal: Use the structural elements of art and the organizational principles of design in works of art to establish an interpretive and technical foundation for visual coherence.

Daily Question: What are geometric shapes and how are they different from organic shapes?

AGENDA: How I will learn it?

- Discuss Geometric and Organic Shapes
- Watch Video
- Complete Shape Exercise
- Upload to Artsonia at the end of class

Week 2

How do I know I learned it?

When I can score at least a 3 on the scale


- 4 I can correctly complete this activity innovatively.
- 3 I can correctly complete this activity independently
- 2 I can correctly complete this activity using peers assistance
- 1 I can correctly complete this activity using teacher assistance

Announcements

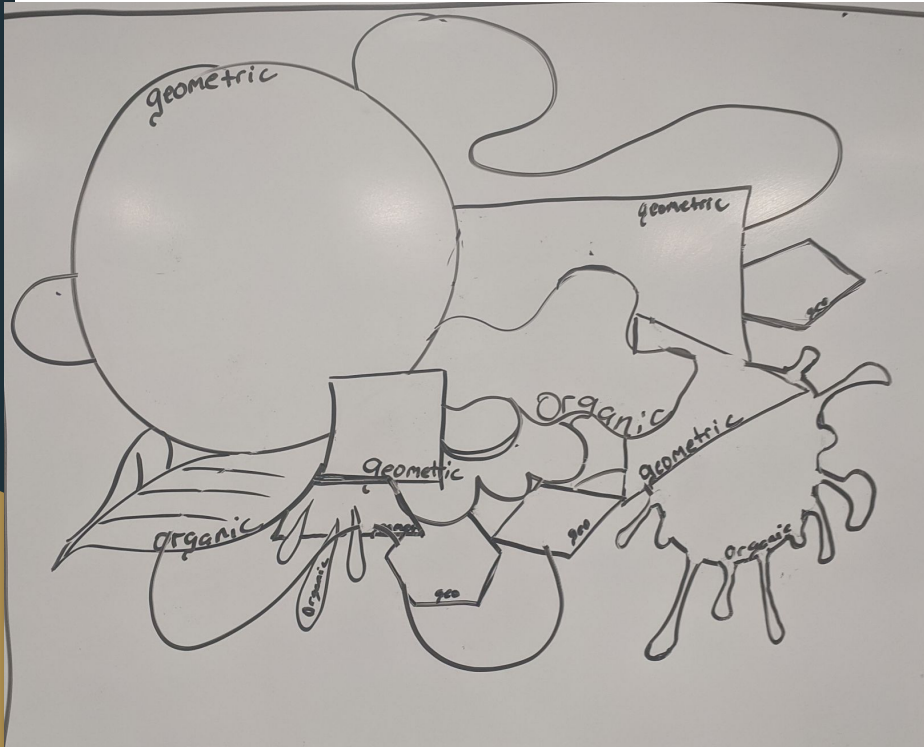
In terms of grading, if you uploaded your assignment under the Make-Up Folder, remember that is the last folder I check. Current work takes precedence.

Wk2 1 29 Geometric and Organic Shapes Exercise

Directions: Divide your paper in half. On the left side using only the 14 shapes below create an abstract design. Use scale and overlapping. Label all the shapes if they are either geometric or organic. Challenge yourself to not have space between the shapes. On the right side draw the object from the *Drawing with Shapes Video*.



Mrs. Stewart's Example



You Have 5 mins to Upload Your Work to Artsonia

1. Either Download the Artsonia App on your phone or Use your Desktop Browser and type in Artsonia.com
2. Click on Student
3. Type in the Access Code **ZWSY-FKRS**
4. Click on All Students
5. Enter Your Name
6. Add Art
7. Select the name of the assignment : Wk2 1 29 Geometric and Organic Shapes Exercise
8. Take a Picture
9. Crop the image if needed
10. Title the work
11. Type the Artist Statement (for projects only)
12. Submit to Teacher