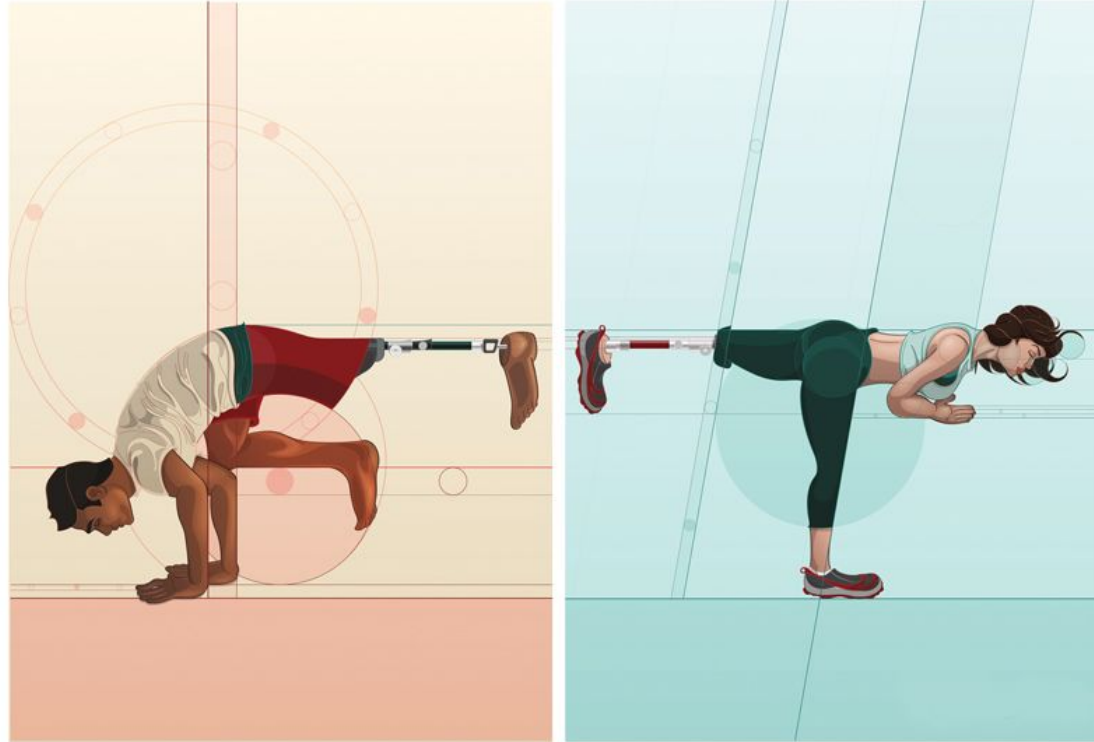


Monday Amazing Art - Week 1

12/19/16

Using a new Page in your sketchbook Let's Describe this work of art!

Describe the COLORS, LINES, SHAPES, SPACES, and TEXTURE you see.



Yoga and meditation are two things that help me through difficult situations. They teach how to breathe when we are uncomfortable physically, mentally, or emotionally. These practices teach us how to adapt, and what to modify to accept our situation. I came across two athletes who embodied this idea. Despite being amputees, each found the strength to keep pushing and to grow stronger. Each embraced his obstacles, made modifications and adapted.

Title: Adapt and Modify

Artist: Donavon Brutus

Monday 12-19-16

Learning Goal: Students can use technology skills to create an imaginative and unique work of art.

Daily Question: Am I meeting the expectations of the art assignments ?

AGENDA: How I will learn it?

- Take the Sketchbook and Folder Assessment
- Continue Working on the drawing for Enriching Lives through Diversity

How do I know I learned it?

When I can score at least a 3 on the scale

4	I can correctly complete this activity innovatively.
3	I can correctly complete this activity independently
2	I can correctly complete this activity using peers assistance
1	I can correctly complete this activity using teacher assistance

5. How can I use it?

You can organize your information in other classes and careers.

Reminders:


If You're Out Find your Make-up work at katundra.com > DAD

Tuesday Amazing Art - Week 1

12/20/16

Using the paper in your sketchbook let's Analyze this work of art!

How did the artist organize this work of art using the Principles of Design? Choose 3 to explain.



Yoga and meditation are two things that help me through difficult situations. They teach how to breathe when we are uncomfortable physically, mentally, or emotionally. These practices teach us how to adapt, and what to modify to accept our situation. I came across two athletes who embodied this idea. Despite being amputees, each found the strength to keep pushing and to grow stronger. Each embraced his obstacles, made modifications and adapted.

Title: Adapt and Modify

Artist: Donavon Brutus

Tuesday 12-20-16

Learning Goal: Students can organize the structural elements of art to achieve artistic goals when producing personal works of art.

Daily Question: What are some characteristics of people who have made a difference in their community?

AGENDA: How I will learn it?

- Review Art
- Continue ELTD drawing

Week 1

How do I know I learned it?

When I can score at least a 3 on the scale

4	I can correctly complete this activity innovatively.
3	I can correctly complete this activity independently
2	I can correctly complete this activity using peers assistance
1	I can correctly complete this activity using teacher assistance

5. How can I use it?

You can use this in your community.


Reminders:

If You're Out Find your Make-up work at katundra.com > DAD

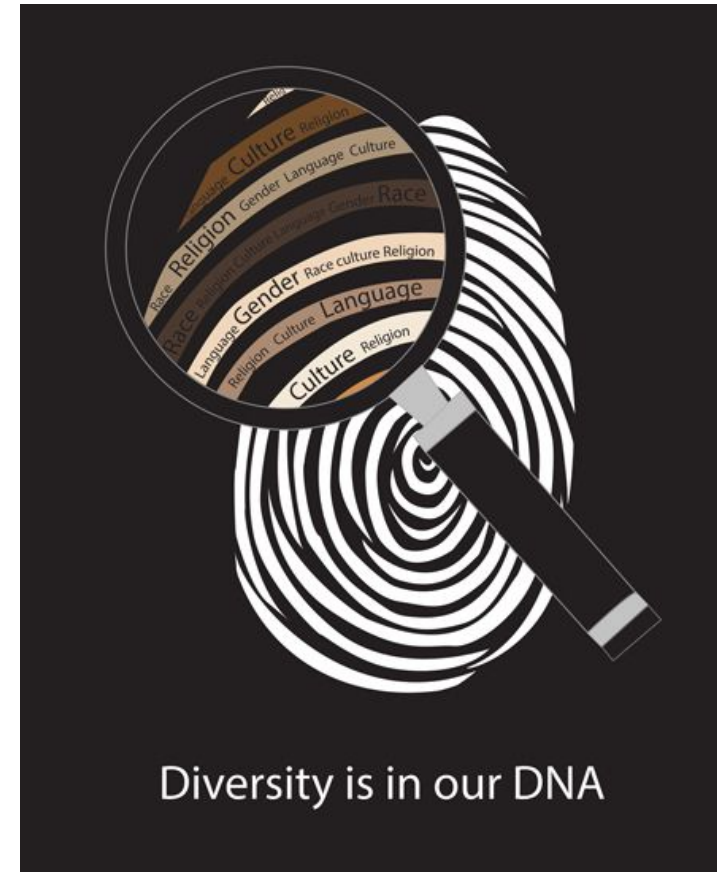
Wednesday Amazing Art - Week 1

12/21/16

Using the paper in your sketchbook let's Compare and Contrast the 2 works of art! Tell me 3 things for each three categories.



Title: Adapt and Modify
Artist: Donavon Brutus



Title: Diversity is in Our DNA
Artist: Lesley Marie Velasquez Soto

Wednesday 12-21-16

Learning Goal: Students can organize the structural elements of art to achieve artistic goals when producing personal works of art.

Daily Question: What are some characteristics of people who have made a difference in their community?

AGENDA: How I will learn it?

- Grade the Sketchbook and Folder Assessment
- Continue ELTD drawing

Week 1

How do I know I learned it?

When I can score at least a 3 on the scale

4	I can correctly complete this activity innovatively.
3	I can correctly complete this activity independently
2	I can correctly complete this activity using peers assistance
1	I can correctly complete this activity using teacher assistance

5. How can I use it?

You can use this in your community.

Reminders:

If You're Out Find your Make-up work at katundra.com > DAD

Thursday Amazing Art - Week 1

12/22/16


Using the paper in your sketchbook let's draw the work of art!

Start sketching the large shape and then focus on the smaller parts.

Write the artist name and art title.

1st Period:

Don't do Bellwork,
instead write Class
Celebration. Sit where
you want, but be at a
level-1 for now.



Title: Adapt and Modify

Artist: Donavon Brutus

Week 1

Thursday 12-22-16

Learning Goal: Students can organize the structural elements of art to achieve artistic goals when producing personal works of art.

Daily Question: Does my design match my message for Enriching Lives Through Diversity?

AGENDA: How I will learn it?

- Continue ELTD drawing

How do I know I learned it?

When I can score at least a 3 on the scale

4	I can correctly complete this activity innovatively.
3	I can correctly complete this activity independently
2	I can correctly complete this activity using peers assistance
1	I can correctly complete this activity using teacher assistance

5. How can I use it?

You can use this in your community.

Reminders:

If You're Out Find your Make-up work at katundra.com > DAD

Thursday 12-15-16

Learning Goal: Students can use technology skills to create an imaginative and unique work of art.

Daily Question: Who would you be willing to protect?
Friends, family, strangers?

AGENDA: How I will learn it?

- Discuss the art
- Continue Writing about EOD Art
- Start Your Idea

How do I know I learned it?

When I can score at least a 3 on the scale

4	I can correctly complete this activity innovatively.
3	I can correctly complete this activity independently
2	I can correctly complete this activity using peers assistance
1	I can correctly complete this activity using teacher assistance

5. How can I use it?

In your everyday life

Reminders:

Next Assessment for wks 7-9 Monday

Friday Amazing Art - Week 1

12/23/16

NO SCHOOL

What You Will Do:

Activities

Winter Concert Poster

Goal: Create a poster design that exemplifies the Spirit of the Season.

Mandatory Design:

- At least 3 Principles of Design
- 3 Images that represent the theme: Spirit of the Season

Mandatory Text:

Spirit of the Season

Thursday, December 15, 2016

7:00 pm

Poster Size:

8.5 x 11

1. Create a sketch. Think about Christmas objects and subjects.
2. Create final design in Adobe Photoshop.

During this Activity I should

See:

C ONVERSATION	0	1	2	3
H ELP	RAISE YOUR HAND	ASK YOUR NEIGHBOR	ASK YOUR TEAMATES	ASK NEW STUDENT
A CTIVITIES	PRESENTATION & INSTRUCTION	INDEPENDENT WORK	PARTNER WORK	GROUP WORK
M OVEMENT	NONE	Move to Materials Counter	Move to Materials Counter	Move Around The Tables
P ARTICIPATION	RAISE YOUR HANDS	DRAWING, WRITING & READING	SPEAKING	DISCUSSING

5. Clean-Up

What You Will Do: (5 MINS)

Conversation At a Level-0.

Help You can raise your hand to receive help on the...

Activities Clean-Up Time

ARTISTS DUTIES	
1	ART ADVISOR
2	MATERIALS MANAGER
3	SKETCHBOOK SUPERVISOR
4	WASTE WATCHDOG

Movement Moving around the tables

Participation Cleaning

Class Reflection

Did you follow CHAMP during...

Class Rubric	“-” Needs Improvement	“+” Excellent
1. Entry & BW		
2. Instruction		
3. Activity		
4. Weekly Reflection		
5. Clean-up		

E=All +'s, S=3 or 4 +'s, N=0-2+'s

Does the class deserve an E, S, or N?